

Weather Reporter Unit

Upper Grade

Unit Introduction

You Will Need:

- Meteorologist Journals: Students will be completing the f
- pages of the Meteorologist Journal titled "Weather and Y
- these already put together or hand out the pap
- it them together before you begin th

Weather Forecast Script

You Will Need:

- Meteorologist Journals (Weather Forecast Video Outline)
- Scratch paper

Instructions:

- The final pr
- at least one
- watch. Have

meteorologist

Weather Forecast Video Script

Day #6:

Temperature

Write the temperature for each time of day: morning, mid day, and night. Make sure to label your units ("F" or "C). Label the thermometer and graph the average temperature calculated using these three numbers.

Morning: _____

Mid Day: _____

Night: _____

Average: _____

Weather Conditions & Predictions

What were the weather conditions throughout the day: morning, mid day, and night? Based on your observations, what are your predictions for the weather tomorrow? What patterns have you noticed throughout the week?

Draw a Picture

Draw a picture of what the weather looked like for the majority of the day today.

Weather and You

Weather is constantly changing and it affects our every es. How does the weather affect you? Let's find out.

What do you wear when it is sunny?

What do you do when it is sunny?

What do you wear when it is raining?

What do you do when it is raining?

What do you wear when it is snowing?

What do you do when it is snowing?

Print
Version

Easy to Follow Unit Outline and Multiple Engaging Lesson Plans

Weather Unit Outline

Day 1: Unit Introductory Lesson
Introduce the weather by discussing how weather affects daily life.

Day 2: Meteorologist Lesson
Discuss the roles of meteorologists and how they observe and predict the weather.

Days 3-16: Meteorologist Journal
Students will fill out their Meteorologist Journal. The journal has 3 sections: Temperature, Weather, and Draw a Picture. Each day students will record conditions on the bar graph at the end of the day.

Day 17: Weather Forecast Video Project
Students will be assigned into pairs to create a Weather Forecast Video. Students will fill out the outline and decide who will do what.

Days 18-19: Weather Forecast Rehearsal
Students will write a rough draft of their weather forecast. Then they will revise their rough draft.

Day 20: Skit Rehearsal
Students will rehearse their skit as a class.

Day 21: Weather Forecast Recording
Students will film their Weather Forecast Video.

Day 22: Weather Forecast Video Presentation
The Weather Forecast Videos will be shown to the class.

Unit Introduction

You Will Need:

- Meteorologist Journals: Students will be completing the first two pages of the Meteorologist Journal titled "Weather and You!" You can have these already put together or hand out the papers and have the students put them together before you begin the lesson.

Meteorologist Lesson

You Will Need:

- Meteorologist Journals: Students will be completing the third page of the Meteorologist Journal titled "About Meteorologists".

Instructions:

- Have students get out their Meteorologist Journals. They will need to fill in the page "About Meteorologists" throughout the lesson.
- Ask students what they know about the meteorologists. If students don't know, discuss the definition of a meteorologist. The definition of a meteorologist is a science dealing with the weather. Have students write the definition in the news and they see the weather on the news. Have students write the definition of a meteorologist in the news.

Meteorologist Journal

You Will Need:

- Meteorologist Journals
- A thermometer to measure the temperature or access to the internet to look up the temperature for each day

Instructions:

- On the 3rd day of the unit, the students will begin recording the daily weather in their Meteorologist Journal. This will last for 2 weeks. (If you would like to continue the journal for longer, there is a blank journal page included that you would write the continued dates on). There are 3 sections of the meteorologist journal for each day:
 - Temperature: The students will record the temperature for the morning, mid day, and night. This can be measured using a thermometer, or it can be looked up on the internet. Students will use these three numbers to calculate the average temperature for the day. Do not give this answer to them. Let them get some math practice!
 - Weather Conditions and Predictions: Students will write what the weather conditions are throughout the day: morning, mid day, and night. They will write about any changes in the weather throughout the day. Then, using the data they have collected as well as their observations, they will predict what they think the weather will be like for the rest of the day. Sometimes they will also be asked if they have seen any patterns throughout the week.
 - Draw a Picture: The students will draw a picture of what the weather looked like for the majority of the day. This will help them remember what the day was like when they look through their weather journal.
- The students will fill out their weather journal each day. You may decide if you would like them to take it home to do over the weekend or fill out the weekend portion on Monday. After the 2 weeks are up, they will use the data they have collected for the next part of the unit.

Weather Forecast Script

You Will Need:

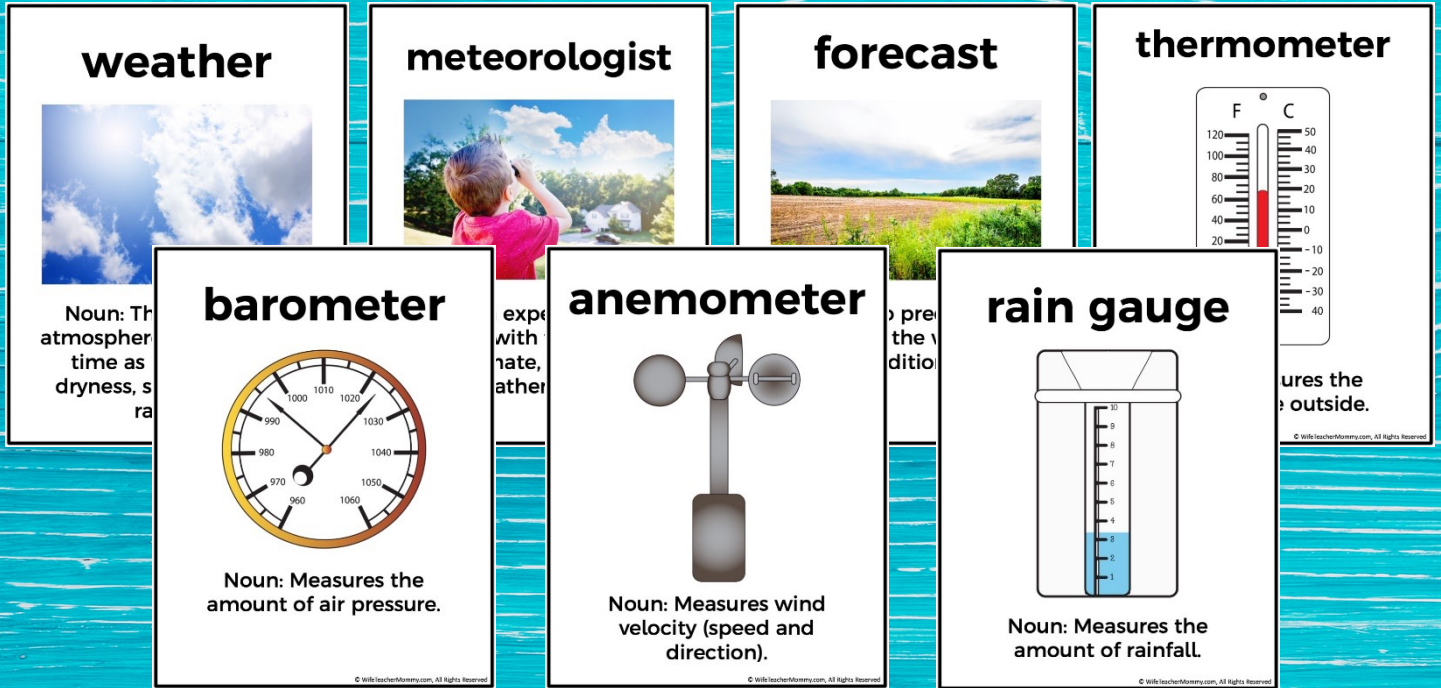
- Meteorologist Journals (Weather Forecast Video Outline)
- Scratch paper

Instructions:

- The final project for the unit will be the student's Weather Forecast. Find at least one clip of a Weather Forecast from the news for the students to watch. Have students pay close attention to the vocabulary used in the weather forecast.
- This will be a video project that they will complete with a partner or in small groups (up to 4). Assign partners or small groups as you see fit.
- The students will get together with their partners or group to fill out their Weather Forecast Video Outline. This will help them outline the information they want to include in their script and decide what each person is in charge of. As they work, ask each group what each member's "job" is for their video and make sure the work is divided evenly. If a student is not going to be in front of the camera, they should be directing, writing down the script draft, or have another important job.
- As a partnership/group, the students will write a script for their weather forecast. They should use the information from their outline. They will discuss the weather patterns they saw throughout their journal and then predict the weather for the coming week. At least 2 of the students should be on camera. If there is a 3rd or 4th student, they may be a director or scribe if that is preferred. (This is especially important if a student does not feel comfortable being in front of the camera).
- The students will write the first draft of their script on scratch paper. For the draft, they will focus on the content and vocabulary of their script.
- Once they have finished their draft, they will trade with another group to peer edit their script. Walk around and observe the students as they do this. Look at each of the scripts as they edit and make sure they catch any spelling or grammatical errors.
- Students will write their final draft of the script on the script page of their Meteorologist Journal. Each student will write it into their own journal so they each have a copy. They should copy it correctly from their edited draft so there are no errors. Remind students that this is the final copy they will be graded on!

We have included everything you need in order to execute a seamless Weather focused thematic unit that your students will love! We have also included all the detailed lesson plans you will need for each element of this unit and final project.

Bright Informative Posters to Introduce Vocabulary



We have included a fun, informative, colorful poster for each of the vocabulary words for teachers to use while introducing the unit's vocabulary words and for use throughout the entire unit.

Letter to Parents and Meteorologist Journal Covers

Date: _____

Dear Parent or Guardian,

We are starting a new unit about the weather! Your student will become a meteorologist and will be completing a meteorologist journal each day for 2 weeks, beginning on _____ and ending on _____. The weather journal includes three components:


- **Temperature:** Students will record the temperature for the morning, mid day, and night. They will calculate the average temperature and mark it on a thermometer.
- **Weather Conditions and Predictions:** The students will write down their observations from the weather that day and predict what the weather will be like the next day. They will also observe patterns in the weather.
- **Draw a Picture:** Students will draw a picture of what the weather looked like each day.

After the two weeks are completed, your student will be working with a partner or small group to create a Weather Forecast video using the data and observations they have collected. Your student may bring appropriate props from home to use for this video if they desire, however, it is NOT required. These videos will be completed by _____ and will be presented on _____.

If you have any questions about this unit, please let me know!

Sincerely,

© WifeTeacherMommy.com, All Rights Reserved




We love to keep our students' parents informed so we have included a letter template to send to the parents/guardians. We have also created exciting Meteorologist Journal covers for each of your students.


Weather and You Worksheets to Help Students Create Connections Between the Weather and Themselves

Weather and You


The weather is constantly changing and it affects our every day lives. How does the weather affect you? Let's find out.

 What do you wear when it is sunny?

What do you do when it is sunny?

 What do you wear when it is raining?

What do you do when it is raining?


 What do you wear when it is snowing?

What do you do when it is snowing?


© WifeTeacherMommy.com, All Rights Reserved

Weather and You


The weather is constantly changing and it affects our every day lives. How does the weather affect you? Let's find out.

 What do you wear when it is partly cloudy?

What do you do when it is partly cloudy?

 What do you wear when it is windy?

What do you do when it is windy?

 What do you wear during a thunderstorm?

What do you do during a thunderstorm?

© WifeTeacherMommy.com, All Rights Reserved

It is not only important for your students to understand the weather, but they also need to understand how the weather affects them and our community, so we have created worksheets to help students make connections between the weather and themselves.

“About Meteorologists” Worksheets to Help Students Learn About the Importance of Meteorologists

**About
Meteorologists**

Since we know weather is important in our every day lives,
meteorologists have a very important job. Let's learn about what
meteorologists do before we try it ourselves!

Meteorologist Definition:

Things a Meteorologist does at work:

1.) _____

2.) _____

3.) _____

4.) _____

5.) _____


Tools a Meteorologist uses:

1.) _____

2.) _____

3.) _____

4.) _____



© WifeTeacherMommy.com, All Rights Reserved

We have developed the “About Meteorologists” worksheet to help students learn about what a meteorologist is, what tools they use, and what things they do while at work.

Two Weeks of Weather Tracking Worksheets to Help Students Identify the Daily Weather

Day #5: _____

Temperature
Write the temperature for each time of day: morning, mid day, and night. Make sure to label your units ('F' or '°C'). Label the thermometer and graph the average temperature calculated using these three numbers.

Morning: _____
Mid Day: _____
Night: _____
Average: _____

Weather Conditions & Predictions
What were the weather conditions throughout the day: morning, mid day, and night? Based on your observations, what are your predictions for the weather tomorrow? Have you noticed any patterns during the week yet?

Draw a Picture
Draw a picture of what the weather looked like for the majority of the day today.

© WifeTeacherMommy.com, All Rights Reserved

Day # ____: _____

Temperature
Write the temperature for each time of day: morning, mid day, and night. Make sure to label your units ('F' or '°C'). Label the thermometer and graph the average temperature calculated using these three numbers.

Morning: _____
Mid Day: _____
Night: _____
Average: _____

Weather Conditions & Predictions
What were the weather conditions throughout the day: morning, mid day, and night? Based on your observations, what are your predictions for the weather tomorrow? What patterns have you noticed the most?

Draw a Picture
Draw a picture of what the weather looked like for the majority of the day today.








© WifeTeacherMommy.com, All Rights Reserved

Weather Conditions

As you record the weather each day, fill in the bar graph with the weather conditions from the day. You may be able to mark more than one per day. For example, if it was sunny in the morning and then rained in the night, you would mark a day for both of those on the graph.

13							
12							
11							
10							
9							
8							
7							
6							
5							
4							
3							
2							
1							

Number of Days










Weather Conditions

© WifeTeacherMommy.com, All Rights Reserved

Your students will love tracking the weather throughout the day and completing the Weather Conditions bar graph. It will also help them identify weather patterns throughout the week.

Weather Forecast Video Script



© WifeTeacherMommy.com, All Rights Reserved

WWW.WIFETEACHERMOMMY.COM

Thorough Easy To Follow Grading Rubrics for Each Project

Meteorologist Journal Rubric p. 1				
	10 points	7 points	5 points	3 points
Completeness	All pages are filled in with necessary information.	Most pages are filled in, but some information may be missing.	A good portion of pages are filled in, but it is sloppy or has incorrect information.	Few pages are filled in. Information is sloppy and incomplete.
Weather Observations	Clear, descriptive observations are recorded. Morning, mid day, and night are included.	Observations are recorded and some are descriptive. Morning, mid day, and night are usually all included.	Observations are recorded and some are descriptive. Morning, mid day, and night are usually all included.	Observations are recorded and some are descriptive. Morning, mid day, and night are usually all included.
Weather Predictions	Sensible weather predictions are included each day. They are based off observation and data collected.	Sensible weather predictions are included most days, but some may be missing. Sometimes they are based off observation and data.	Sensible weather predictions are included most days, but some may be missing. Sometimes they are based off observation and data.	Sensible weather predictions are included most days, but some may be missing. Sometimes they are based off observation and data.

Meteorologist Journal Rubric p. 2				
	10 points	7 points	5 points	3 points
Data	Mathematical data for recording temperature and graphing are mostly accurate. Less than 5 spelling or grammatical errors throughout.	Mathematical data for recording temperature and graphing are mostly accurate. Fewer than 10 spelling or grammatical errors throughout.	Mathematical data for recording temperature and graphing are mostly accurate. Several spelling and grammatical errors.	Mathematical data for recording temperature and graphing are not very accurate. Several spelling and grammatical errors.
Creativity	Artwork is thought out and can clearly show the weather conditions. Student's personality is evident.	Artwork is somewhat thought out and can clearly show the weather conditions. Student's personality is sometimes evident.	Artwork may be a little sloppy. The student's personality is usually not evident.	Artwork is very sloppy. Student's personality is not evident.

Total : ____/50 points

© WifeTeacherMommy.com, All Rights Reserved

Weather Forecast Rubric p. 1				
	10 points	7 points	5 points	3 points
Script Quality	The script is fun and engaging. It uses vocabulary from weather forecasts. The weather discussion is accurate.	The script is fairly fun and engaging. It uses some vocabulary from weather forecasts. Weather discussion is mostly accurate.	The script may or may not be engaging. There is minimal vocabulary from weather forecasts. Weather discussion is inaccurate.	Few pages are filled in. Sloppy and incorrect information.
Script Conventions	The script has fewer than 2 spelling or grammatical errors. Handwriting is legible.	The script has 3-5 spelling or grammatical errors. Handwriting is legible.	The script has 6-8 spelling or grammatical errors. Handwriting is sloppy.	The script has 9-12 spelling or grammatical errors. Handwriting is illegible.
Performance	The performance is engaging. Voices are loud and clear. Students stay in character. (No laughing, etc.) Props are used appropriately.	The performance is mostly engaging. Voices are somewhat clear. Students may break character a little. Props are used appropriately.	The performance is not very engaging. Voices are not very clear. Students may break character often or not at all. Props are not used appropriately.	The performance is not very engaging. Voices are not very clear. Students may break character often or not at all. Props are not used appropriately.

Weather Forecast Rubric p. 2				
	10 points	7 points	5 points	3 points
Teamwork	Students divide work evenly. Each team member does their fair share of the work. The team has no issues working together.	Students divide their work evenly and each team member does their fair share of the work. The team may have small problems, but is able to resolve any issues on their own.	Students divide the work, but not evenly. Some team members are doing more than the others. The team may have small issues working together.	The work is not divided evenly among all students. The group has major issues working together.
Creativity	The script and performance is thought out and creative. Students' personalities are evident.	The script and performance is somewhat thought out. Students' personalities are sometimes evident.	The script and performance are lackluster. The students' personalities are usually not evident.	The script and performance are sub par. Students' personalities are not evident.

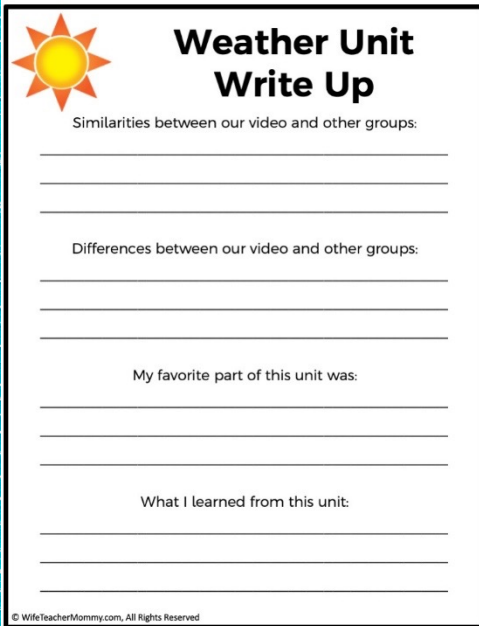

Total : ____/50 points

© WifeTeacherMommy.com, All Rights Reserved

We have included easy to follow grading rubrics for the Meteorologist Journal and Weather Forecast Projects to help you make the tough decisions that go along with grading each student's projects.

WWW.WIFETEACHERMOMMY.COM

Weather Unit Write Up for Students to Complete at the End of the Unit



Weather Unit Write Up

Similarities between our video and other groups:

Differences between our video and other groups:

My favorite part of this unit was:

What I learned from this unit:

© WifeTeacherMommy.com, All Rights Reserved

It is important to get feedback from your students about their likes and dislikes of each unit. We have included a Weather Unit Write Up page to help you understand what parts of the unit they enjoyed.

meteorologist



Definition: An expert in science dealing with the weather and climate, also known as a weather forecaster.

© WifeTeacherMommy.com, All Rights Reserved


forecast



Verb: To predict or estimate the weather conditions.

© WifeTeacherMommy.com, All Rights Reserved

thermometer



Noun: Measures the temperature outside.

© WifeTeacherMommy.com, All Rights Reserved

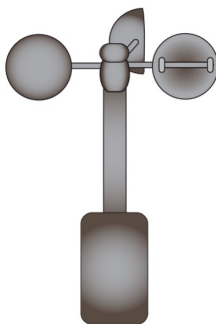
barometer



Noun: Measures the amount of air pressure.

© WifeTeacherMommy.com, All Rights Reserved

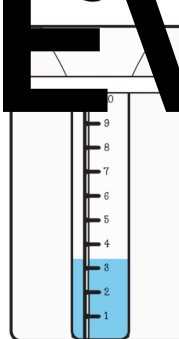
anemometer



Noun: Measures wind velocity (speed and direction).

© WifeTeacherMommy.com, All Rights Reserved

rain gauge



Noun: Measures the amount of rainfall.

© WifeTeacherMommy.com, All Rights Reserved

Dear Parent or Guardian,

We are starting a new unit about the weather! Your student will become a meteorologist and will be completing a meteorologist journal each day for 2 weeks, beginning on _____ and ending on _____. The weather journal includes three components:

- **Temperature:** Students will record the temperature for the morning, mid day, and night. They will calculate the average temperature and mark it on a thermometer.
- **Weather Conditions and Predictions:** The students will write down their observations from the weather that day and predict what the weather will be like the next day. They will also observe patterns in the weather.
- **Draw a Picture:** Students will draw a picture of what the weather looked like each day.

After the two weeks are completed, your student will be _____ the partner or student group to create a forecast video using the data and observations they have collected. Your student may use any props from home to use for the video they create, however it is NOT to be used for any other purpose. These videos will be presented on _____.

If you have any questions about this unit, please _____.

Sincerely,

© WifeTeacherMommy.com, All Rights Reserved

My Meteorologist Journal



This Journal
Belongs To: _____

© WifeTeacherMommy.com, All Rights Reserved

My Meteorologist Journal



This Journal
Belongs To: _____

© WifeTeacherMommy.com, All Rights Reserved

Weather and You

The weather is constantly changing, and it affects our every day lives. How does the weather affect you? Let's find out.

What do you wear when it is sunny?




What do you do when it is sunny?

What do you wear when it is raining?

What do you do when it is raining?

What do you wear when it is snowing?

What do you do when it is snowing?



© WifeTeacherMommy.com, All Rights Reserved

Weather and You

The weather is constantly changing, and it affects our every day lives. How does the weather affect you? Let's find out.

What do you wear when it is partly cloudy?

What do you do when it is partly cloudy?

What do you wear when it is windy?

What do you do when it is windy?

What do you wear during a thunderstorm?

What do you do during a thunderstorm?



© WifeTeacherMommy.com, All Rights Reserved

About Meteorologists

Since we know weather is important in our every day lives, meteorologists have a very important job. Let's learn about what meteorologists do before we try it ourselves!


Meteorologist Definition:

Things a Meteorologist does at work:

- 1)
- 2)
- 3)
- 4)
- 5)

Tools a Meteorologist uses:

- 1)
- 2)
- 3)
- 4)



© WifeTeacherMommy.com, All Rights Reserved


Day #1:

Temperature
Write the temperature for each time of day: morning, mid day, and night. Make sure to label your units ("F" or "C"). Label the thermometer and graph the average temperature calculated using these three numbers.

Morning: _____
Mid Day: _____
Night: _____
Average: _____

Weather Conditions & Predictions
What were the weather conditions throughout the day: morning, mid day, and night? Based on your observations, what are your predictions for the weather tomorrow?

Draw a Picture
Draw a picture of what the weather looked like for the majority of the day today.



© WifeTeacherMommy.com, All Rights Reserved


Day #2:

Temperature
Write the temperature for each time of day: morning, mid day, and night. Make sure to label your units ("F" or "C"). Label the thermometer and graph the average temperature calculated using these three numbers.

Morning: _____
Mid Day: _____
Night: _____
Average: _____

Weather Conditions & Predictions
What were the weather conditions throughout the day: morning, mid day, and night? Based on your observations, what are your predictions for the weather tomorrow?

Draw a Picture
Draw a picture of what the weather looked like for the majority of the day today.



© WifeTeacherMommy.com, All Rights Reserved


Day #3:

Temperature
Write the temperature for each time of day: morning, mid day, and night. Make sure to label your units ("F" or "C"). Label the thermometer and graph the average temperature calculated using these three numbers.

Morning: _____
Mid Day: _____
Night: _____
Average: _____

Weather Conditions & Predictions
What were the weather conditions throughout the day: morning, mid day, and night? Based on your observations, what are your predictions for the weather tomorrow? Have you noticed any patterns during the week yet?

Draw a Picture
Draw a picture of what the weather looked like for the majority of the day today.



© WifeTeacherMommy.com, All Rights Reserved


Day #4:

Temperature
Write the temperature for each time of day: morning, mid day, and night. Make sure to label your units ("F" or "C"). Label the thermometer and graph the average temperature calculated using these three numbers.

Morning: _____
Mid Day: _____
Night: _____
Average: _____

Weather Conditions & Predictions
What were the weather conditions throughout the day: morning, mid day, and night? Based on your observations, what are your predictions for the weather tomorrow? Have you noticed any patterns during the week yet?

Draw a Picture
Draw a picture of what the weather looked like for the majority of the day today.



© WifeTeacherMommy.com, All Rights Reserved


Day #6:

Temperature
Write the temperature for each time of day: morning, mid day, and night. Make sure to label your units ("F" or "C"). Label the thermometer and graph the average temperature calculated using these three numbers.

Morning: _____
Mid Day: _____
Night: _____
Average: _____

Weather Conditions & Predictions
What were the weather conditions throughout the day: morning, mid day, and night? Based on your observations, what are your predictions for the weather tomorrow? Have you noticed any patterns during the week?

Draw a Picture
Draw a picture of what the weather looked like for the majority of the day today.



© WifeTeacherMommy.com, All Rights Reserved


Day #7:

Temperature
Write the temperature for each time of day: morning, mid day, and night. Make sure to label your units ("F" or "C"). Label the thermometer and graph the average temperature calculated using these three numbers.

Morning: _____
Mid Day: _____
Night: _____
Average: _____

Weather Conditions & Predictions
What were the weather conditions throughout the day: morning, mid day, and night? Based on your observations, what are your predictions for the weather tomorrow? Have you noticed any patterns during the week?

Draw a Picture
Draw a picture of what the weather looked like for the majority of the day today.



© WifeTeacherMommy.com, All Rights Reserved

Day #8: _____

Temperature


Write the temperature for each time of day: morning, mid day, and night. Make sure to label your units ("F" or "C). Label the thermometer and graph the average temperature calculated using these three numbers.

Morning: _____

Mid Day: _____

Night: _____

Average: _____



Weather Conditions & Predictions

What were the weather conditions throughout the day: morning, mid day, and night? Based on your observations, what are your predictions for the weather tomorrow? What patterns have you been seeing the most?

Draw a Picture

Draw a picture of what the weather looked like for the majority of the day today.

© WifeTeacherMommy.com, All Rights Reserved

Day #9: _____

Temperature


Write the temperature for each time of day: morning, mid day, and night. Make sure to label your units ("F" or "C). Label the thermometer and graph the average temperature calculated using these three numbers.

Morning: _____

Mid Day: _____

Night: _____

Average: _____



Weather Conditions & Predictions

What were the weather conditions throughout the day: morning, mid day, and night? Based on your observations, what are your predictions for the weather tomorrow? What patterns have you been seeing the most?

Draw a Picture

Draw a picture of what the weather looked like for the majority of the day today.

© WifeTeacherMommy.com, All Rights Reserved

Day #10: _____

Temperature


Write the temperature for each time of day: morning, mid day, and night. Make sure to label your units ("F" or "C). Label the thermometer and graph the average temperature calculated using these three numbers.

Morning: _____

Mid Day: _____

Night: _____

Average: _____



Weather Conditions & Predictions

What were the weather conditions throughout the day: morning, mid day, and night? Based on your observations, what are your predictions for the weather tomorrow? What patterns have you been seeing the most?

Draw a Picture

Draw a picture of what the weather looked like for the majority of the day today.

© WifeTeacherMommy.com, All Rights Reserved

Day #11: _____

Temperature


Write the temperature for each time of day: morning, mid day, and night. Make sure to label your units ("F" or "C). Label the thermometer and graph the average temperature calculated using these three numbers.

Morning: _____

Mid Day: _____

Night: _____

Average: _____



Weather Conditions & Predictions

What were the weather conditions throughout the day: morning, mid day, and night? Based on your observations, what are your predictions for the weather tomorrow? What patterns have you been seeing the most?

Draw a Picture

Draw a picture of what the weather looked like for the majority of the day today.

© WifeTeacherMommy.com, All Rights Reserved

Day #12: _____

Temperature


Write the temperature for each time of day: morning, mid day, and night. Make sure to label your units ("F" or "C). Label the thermometer and graph the average temperature calculated using these three numbers.

Morning: _____

Mid Day: _____

Night: _____

Average: _____



Weather Conditions & Predictions

What were the weather conditions throughout the day: morning, mid day, and night? Based on your observations, what are your predictions for the weather tomorrow? What patterns have you been seeing the most?

Draw a Picture

Draw a picture of what the weather looked like for the majority of the day today.

© WifeTeacherMommy.com, All Rights Reserved

Day #13: _____

Temperature


Write the temperature for each time of day: morning, mid day, and night. Make sure to label your units ("F" or "C). Label the thermometer and graph the average temperature calculated using these three numbers.

Morning: _____

Mid Day: _____

Night: _____

Average: _____



Weather Conditions & Predictions

What were the weather conditions throughout the day: morning, mid day, and night? Based on your observations, what are your predictions for the weather tomorrow? What patterns have you been seeing the most?

Draw a Picture

Draw a picture of what the weather looked like for the majority of the day today.

© WifeTeacherMommy.com, All Rights Reserved

Day #14: _____

Temperature


Write the temperature for each time of day: morning, mid day, and night. Make sure to label your units ("F" or "C). Label the thermometer and graph the average temperature calculated using these three numbers.

Morning: _____

Mid Day: _____

Night: _____

Average: _____



Weather Conditions & Predictions

What were the weather conditions throughout the day: morning, mid day, and night? Based on your observations, what are your predictions for the weather tomorrow? What patterns have you been seeing the most?

Draw a Picture

Draw a picture of what the weather looked like for the majority of the day today.

© WifeTeacherMommy.com, All Rights Reserved

Day # _____ :

Temperature


Write the temperature for each time of day: morning, mid day, and night. Make sure to label your units ("F" or "C). Label the thermometer and graph the average temperature calculated using these three numbers.

Morning: _____

Mid Day: _____

Night: _____

Average: _____



Weather Conditions & Predictions

What were the weather conditions throughout the day: morning, mid day, and night? Based on your observations, what are your predictions for the weather tomorrow? What patterns have you been seeing the most?

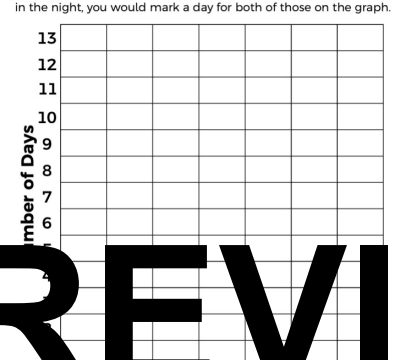
Draw a Picture

Draw a picture of what the weather looked like for the majority of the day today.

© WifeTeacherMommy.com, All Rights Reserved

Weather Conditions

As you record the weather each day, fill in the bar graph with the weather conditions from the day. You may be able to mark more than one per day. For example, if it was sunny in the morning and then rained in the night, you would mark a day for both of those on the graph.



Weather Conditions

© WifeTeacherMommy.com, All Rights Reserved

Weather Forecast Video Outline

My group members are:

And our jobs are:

Weather Patterns from our Meteorologist Journals:

Weather Predictions:

Weather Forecast Vocabulary to Use:

© WifeTeacherMommy.com, All Rights Reserved

Weather Forecast Video Script



© WifeTeacherMommy.com, All Rights Reserved

Weather Forecast Video Script



© WifeTeacherMommy.com, All Rights Reserved

Meteorologist Journal Rubric p. 1

	10 points	7 points	5 points	3 points
Accuracy	All pages are filled with accurate information.	Most pages are filled with accurate information but some may be missing or incorrect.	A good portion of pages are filled with accurate information but some may be missing or incorrect.	Few pages are filled with accurate information but many are missing or incorrect.
Weather Observations	Clear, descriptive observations are recorded. Morning, mid day, and night are included.	Observations are recorded and some are descriptive. Morning, mid day, and night are usually all included.	Observations are recorded, but a few may be missing or lacking detail. Morning, mid day, and night are sometimes included.	Observations are sometimes recorded. Morning, mid day, and night may or may not be included.
Weather Predictions	Sensible weather predictions are included each day. They are based off observation and data collected.	Sensible weather predictions are included most days, but some may be missing. Sometimes they are based off observation and data.	Weather predictions are sometimes included, but may be random and not based off observation. Some may be missing.	Weather predictions are sometimes included but many are missing. They are not based off observation or data.

© WifeTeacherMommy.com, All Rights Reserved

Meteorologist Journal Rubric p. 2

	10 points	7 points	5 points	3 points
Mathematics	Mathematical data for recording temperature and graphing are accurate. Less than 5 spelling or grammatical errors throughout.	Mathematical data for recording temperature and graphing are mostly accurate. Fewer than 10 spelling or grammatical errors throughout.	Mathematical data for recording temperature and graphing are sometimes accurate. More than 10 spelling or grammatical errors.	Mathematical data for recording temperature and graphing are very inaccurate. Several spelling or grammatical errors.
Creativity	Artwork is thought out and can clearly show the weather conditions. Student's personality is evident.	Artwork is somewhat thought out and can clearly show the weather conditions. Student's personality is sometimes evident.	Artwork may be a little sloppy. The student's personality is usually not evident.	Artwork is very sloppy. Student's personality is not evident.

Total : ____/50 points

© WifeTeacherMommy.com, All Rights Reserved

Weather Forecast Rubric p. 1

	10 points	7 points	5 points	3 points
Script Content	The script is full of engaging vocabulary from weather forecasts. The discussion is accurate.	The script is fairly accurate. Necessary weather vocabulary is included. Weather discussion is accurate.	The script may or may not be accurate. Necessary weather vocabulary is included. Weather discussion is accurate.	The script may or may not be accurate. Necessary weather vocabulary is included. Weather discussion is inaccurate.
Script Conventions	The script has fewer than 2 spelling or grammatical errors. Handwriting is legible.	The script has 3-5 spelling or grammatical errors. Handwriting is legible.	The script has 5-7 spelling or grammatical errors. Handwriting is sloppy.	The script has many spelling and grammatical errors. Handwriting is sloppy.
Performance	The performance is engaging. Voices are loud and clear. Students stay in character. (No laughing, etc.) Props are used appropriately.	The performance is mostly engaging. Voices are somewhat clear. Students may break character a little. Props are used appropriately.	The performance lacks engagement. Voices may not be clear. Students break character often or props are used inappropriately.	The performance lacks engagement. Voices may not be clear. Students break character often and props are used inappropriately.

© WifeTeacherMommy.com, All Rights Reserved

Weather Forecast Rubric p. 2

	10 points	7 points	5 points	3 points
Teamwork	Students divide their work evenly. Each team member does their fair share of the work. The team has no issues working together.	Students divide their work evenly and each team member does their fair share of the work. The team may have problems, but is able to resolve any issues on their own.	Students divide their work, but not evenly. Some team members are doing more than the others. The team may have small issues working together.	The work is not divided evenly among all students. The group has major issues working together.
Creativity	The script and performance is thought out and creative. Student's personalities are evident.	The script and performance is somewhat thought out. Student's personalities are sometimes evident.	The script and performance are lackluster. The students' personalities are usually not evident.	The script and performance are sub par. Student's personalities are not evident.

Total : ____/50 points

© WifeTeacherMommy.com, All Rights Reserved



Weather Unit Write Up

Similarities between our video and other groups:

Differences between our video and other groups:

My favorite part of this unit was:

What I learned from this unit:

© WifeTeacherMommy.com, All Rights Reserved


My Meteorologist Journal



This Journal Belongs To: _____

© WifeTeacherMommy.com, All Rights Reserved

My Meteorologist Journal



EVIE

**This Journal
Belongs To:**

© WileTeacherMommy.com, All Rights Reserved

The weather is constantly changing and it affects our every day lives.
How does the weather affect you? Let's find out.



What do you do when it is snowing?

The weather is constantly changing and it affects our every day lives.
How does the weather affect you? Let's find out.



What do you do during a thunderstorm?

About Meteorologists

Since we know weather is important in our everyday lives, meteorologists are a very important job. We can learn about meteorologists before we try.


Meteorologist's Education:

Things a Meteorologist does at work:

- 1.) _____
- 2.) _____
- 3.) _____
- 4.) _____
- 5.) _____

Tools a Meteorologist uses:


- 1.) _____
- 2.) _____
- 3.) _____
- 4.) _____



Copyright © 2015 by Education.com. All rights reserved.

Meteorologist **V** **ation:**

1.) _____
2.) _____
3.) _____
4.) _____
5.) _____



- 1.) _____
- 2.) _____
- 3.) _____
- 4.) _____



Weather Conditions

As you record the weather each day, fill in the bar graph with the weather conditions from the day. You may be able to mark more than one possibility. For example, if it was sunny in the morning and then rainy in the afternoon, you would mark a day for both of those on the graph.

Weather Conditions	Number of Days
Sunny	0
Partly Sunny	0
Cloudy	0
Windy	0
Rainy	0
Snowy	0
Other	0


WileTech Inc. All Rights Reserved



Weather Conditions

Weather Forecast Video Script

REVI



WifeTeacherMom All Rights Reserved

[illegible]

Meteorologist Journal

Rubric p. 1

	10 points	7 points	5 points	3 points
Completeness	All pages are filled in with necessary information.	Most pages are filled in, but some information may be missing.	A good portion of pages are filled in, but it is sloppy or has incorrect information.	Few pages are filled in. Information is sloppy and incorrect.
Weather Observations	Clear, descriptive observations are recorded. Morning, mid day, and night are included.	Observations are recorded and some are descriptive. Morning, mid day, and night are usually all included.	Observations are recorded, but a few may be missing or lacking detail. Morning, mid day, and night are sometimes included.	Observations are sometimes recorded. Morning, mid day, and night may or may not be included.
Weather Predictions	Weather predictions are included each day. They are based off observation and data collected.	Sensible weather predictions are included most days, but some may be missing. Sometimes they are based off observation and data.	Weather predictions are sometimes included, but may be random and not based off observation. Some may be missing.	Weather predictions are sometimes included, but many are missing. They are based off observations and data.

© 2016 TheTeacherMommy.com. All Rights Reserved.

	10 points	7 points	5 points	3 points
Completeness	All pages are filled in with necessary information.	Most pages are filled in, but some information may be missing.	A good portion of pages are filled in, but it is sloppy or has incorrect information.	Few pages are filled in. Information is sloppy and incorrect.
Weather Observations	Clear, descriptive observations are recorded. Morning, mid day, and night are included.	Observations are recorded and some are descriptive. Morning, mid day, and night are usually all included.	Observations are recorded, but a few may be missing or lacking detail. Morning, mid day, and night are sometimes included.	Observations are sometimes recorded. Morning, mid day, and night may or may not be included.
Weather Predictions	Sensible weather predictions are included each day, but some are based off observation and data collected.	Sensible weather predictions are included most days, but some may be missing. Sometimes they are based off observation and data.	Weather predictions are sometimes included, but may be random and not based off observation. Some may be missing.	Weather predictions are sometimes included, but many are missing. They are based off observational data.

© WifeTeacherMommy.com, All Rights Reserved

Meteorologist Journal

Rubric p. 2

	10 points	7 points	5 points	3 points
Data	Mathematical data for recording temperature and graphing are accurate. Less than 5 spelling or grammatical errors throughout.	Mathematical data for recording temperature and graphing are mostly accurate. Fewer than 10 spelling or grammatical errors throughout.	Mathematical data for recording temperature and graphing are sometimes accurate. More than 10 spelling or grammatical errors.	Mathematical data for recording temperature and graphing are not very accurate. Several spelling and grammatical errors.
Creativity	Artwork is thought out and can clearly show the weather conditions. Student's personality is evident.	Artwork is somewhat thought out and can clearly show the weather conditions. Student's personality is	Artwork may be a little sloppy. The student's personality is usually not evident.	Artwork is very sloppy. Student's personality is not evident.

Total: _____ /50 points

© 2016 Teacher's Pay the Man, All Rights Reserved


	10 points	7 points	5 points	3 points
Data	Mathematical data for recording temperature and graphing are accurate. Less than 5 spelling or grammatical errors throughout.	Mathematical data for recording temperature and graphing are mostly accurate. Fewer than 10 spelling or grammatical errors throughout.	Mathematical data for recording temperature and graphing are sometimes accurate. More than 10 spelling or grammatical errors.	Mathematical data for recording temperature and graphing are not very accurate. Several spelling and grammatical errors.
Creativity	Artwork is thought out and can clearly show the weather conditions. Student's personality is evident.	Artwork is somewhat thought out and can clearly show the weather conditions. Student's personality is	Artwork may be a little sloppy. The student's personality is usually not evident.	Artwork is very sloppy. Student's personality is not evident.

Total : /50 points

© WifeTeacherMommy.com, All Rights Reserved

Weather Forecast Rubric p. 1				
	10 points	7 points	5 points	3 points
Script Quality	The script is fun and engaging. It uses vocabulary from weather forecasts. The weather discussion is accurate.	The script is fairly fun and engaging. It uses some vocabulary from weather forecasts. Weather discussion is mostly accurate.	The script may or may not be engaging. There is minimal vocabulary from weather forecasts. Weather discussion is inaccurate.	Few pages are filled in. Sloppy and incorrect information.
Script Length	The script has 5-7 pages.	The script has 3-5 pages.	The script has 2-3 pages.	The script has 1-2 pages.
Script Creativity	The script and performance is creative. Students' personalities are evident.	The script and performance is somewhat creative. Students' personalities are somewhat evident.	The script and performance is lackluster. The students' personalities are usually not evident.	The script and performance is sub par. Students' personalities are not evident.
Performance	The performance is engaging. Voices are loud and clear. Students stay in character. (No laughing, etc.) Props are used appropriately.	The performance is mostly engaging. Voices are somewhat clear. Students may break character a little. Props are used appropriately.	The performance lacks engagement. Voices may not be clear. Students break character often AND props are used inappropriately.	The performance lacks engagement. Voices may not be clear. Students break character often AND props are used inappropriately.
© WifeTeacherMommy.com, All Rights Reserved				

Weather Forecast Rubric p. 2				
	10 points	7 points	5 points	3 points
Teamwork	Students divide work evenly. Each team member does their fair share of the work. The team has no issues working together.	Students divide their work evenly and each team member does their fair share of the work. The team may have problems, but is able to resolve any issues on their own.	Students divide the work, but not evenly. Some team members are doing more than the others. The team may have small issues working together.	The work is not divided evenly among all students. The group has major issues working together.
Script Creativity	The script and performance is creative. Students' personalities are evident.	The script and performance is somewhat creative. Students' personalities are somewhat evident.	The script and performance is lackluster. The students' personalities are usually not evident.	The script and performance is sub par. Students' personalities are not evident.
Performance	The performance is engaging. Voices are loud and clear. Students stay in character. (No laughing, etc.) Props are used appropriately.	The performance is mostly engaging. Voices are somewhat clear. Students may break character a little. Props are used appropriately.	The performance lacks engagement. Voices may not be clear. Students break character often AND props are used inappropriately.	The performance lacks engagement. Voices may not be clear. Students break character often AND props are used inappropriately.
Total : ____/50 points				
© WifeTeacherMommy.com, All Rights Reserved				



Weather Unit Write Up

Similarities between our video and other groups:

Differences between our video and other groups:

What I learned from this unit:

© WifeTeacherMommy.com, All Rights Reserved

REVIEW PREVIEW

REVIEW PREVIEW

REVIEW PREVIEW

REVIEW PREVIEW