

PRINT VERSION



M	T	W	Th	F
Assign partners	Using Table of Contents and Index Lesson or	Using Titles and Headings Lesson or Finding Credible & Reliable Sources Online Lesson	Students put together journals	What do I already know about Black History?
Draw leaders	Using the Internet for Research Lesson		Catch up/revise text features	
Send parent letter				
What are some important events in Black History?	How have these events shaped the rights of African Americans?	Who were some important Black history leaders?	It is important for me to learn about Black History because	Interesting facts Favorite thing Watch up day

George Washington
Carver

Lower & Upper Grades

Sample Unit Outline & Lesson Plans for Easy Planning

Sample Unit Outline

Here is a sample unit calendar that you can use as a guide during the unit. Your unit may differ depending on your own schedule. Have students focus on 1-2 questions per day in their journals as you see fit.

M	T	W	Th	F
Assign partners Draw leaders Send parent letter	Using Table of Contents and Index Lesson or Using the Internet for Research Lesson	Using Titles and Headings Lesson or Finding Credible & Reliable Sources Online Lesson	Students put together journals Catch up/review text features	What do I already know about Black History?
What are some important events in Black History?	How have these events shaped civil rights of African Americans?	Who were some important Black History leaders?	It is important for me to learn about Black History because...	Interesting facts Favorite thing Catch up day
What do I already know about my leader?	Where and when was my leader born?	What was my leader's childhood like?	Who were my leader's important family members?	What was my leader's education?
What jobs did my leader have?	What obstacles did my leader face and overcome?	What are some important events that happened in my leader's life?	Interesting facts Favorite thing	Finish journals Report work day
Report work day	Report & poster work day	Report & poster work day	Report & poster work day	Present to class Black History Art Gallery

© WifeTeacherMommy.com, All Rights Reserved

Unit Preparation

Pages to Copy:

- **Black History Leader Cards:** These will be put in a basket and drawn out by the students to assign each pair of students a leader. Past and current leaders are included with a picture of each one.
- **Parent Letter:** This letter will be sent home on the first day of the unit. It will inform parents on the unit and ask them to send their student to school with informational texts about Black History and leaders. It will also inform them about the Black History Art Gallery.
- **Black History Art Gallery Invitation:** This is an invitation that will be sent home with students at the end of the unit to invite their parents to the Black History Art Gallery.
- **Table of Contents & Index Worksheet:** To be used with the Table of Contents & Index Mini Lesson.
- **Other Text Features Worksheet:** To be used with the Other Text Features Mini Lesson.
- **Using the Internet for Research Worksheet:** To be used with the Using the Internet for Research Mini Lesson.
- **Finding Credible & Reliable Sources Worksheet:** To be used with the Finding Credible & Reliable Sources and Citing the Source Mini Lesson.
- **My Black History Research Journal:** Each student will need a copy of this journal. There is a half-page option that will need to be cut and stapled in order, or a full-page option that will need to be stapled in order.

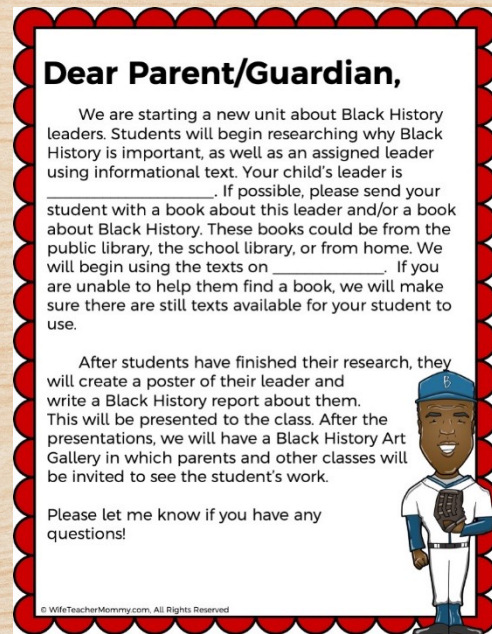
Informational Texts for Black History Leaders:

- While parents will be asked to send their students with assigned books, not all students may bring them. Ensure that the students have access to books about Black History and their assigned leader. If you'd like to encourage students to bring books, you may give them an incentive for doing so!

© WifeTeacherMommy.com, All Rights Reserved

The unit sample outline gives you an idea of how you could implement the unit into your schedule. (However, feel free to implement the activities however you see fit!) We have included lesson plans to prep your students for their research projects.

Parent Letter and Invitation to Keep Parents Involved and Informed



We have included a letter to parents and a Black History Art Gallery invitation to help keep your students' parents and guardians involved and informed. You can type the dates and your name right into the letter.

Differentiated Student Worksheets to Teach Each Element of the Research Project

Informational Text Features
Understanding the text features found in informational text is crucial to find the information you'll need about Black History. Write the definition for each text feature below. You will use this as a reference while you're doing your research.

Table of Contents: _____

Index: _____

Glossary: _____

Titles: _____

Headings: _____

Photos: _____

Captions: _____

Graphs/Charts: _____

Special Print: _____

Examine the Table of Contents
Name: _____
It is important to understand the text features in order to understand the information within the text. Examine the Table of Contents and answer the questions below.

All About Bats

at Food	2
at Babies	4
at Homes	5
edators	8
index	12

Using the Table of Contents and Index
Name: _____
Fill in the information about the Table of Contents and the Index in the boxes below.

The Table of Contents is found at the _____ of the book.

_____ is _____ long.

_____ at the _____ of the book.

_____ long.

Using the Table of Contents & Index
The table of contents and index are both tools that you will find in informational text. Write each criteria below where it belongs in the Venn Diagram.

Table of Contents

Index

found at the beginning of the book
found at the end of the book
helps you find information
1-2 pages long
lots of pages
lists topics and where they can be found
sorted in the order found in the book
sorted in alphabetical order
broad topics
specific topics

Using the Table of Contents and Index
Name: _____
Fill in the information about the Table of Contents and the Index in the boxes below.

The Table of Contents is found at the _____ of the book.

_____ is _____ long.

_____ at the _____ of the book.

_____ long.

Differentiated student worksheets are included for each mini lesson. We have created these worksheets to help your students of all ages learn each element of a research project in a simple easy to understand way.

Black History Leader Cards to Randomly Assign a Leader to Each Student to Research



We have selected 16 important leaders in black history and included cards spotlighting each of them for you to print, cut, and mix in a basket. Students will randomly choose which leader they will research.

Multiple ½ Page and Full Sheet Student Research Journal Pages to Reach all Levels of Learners

MY BLACK HISTORY RESEARCH JOURNAL

This journal belongs to: _____




MY BLACK HISTORY RESEARCH JOURNAL

This journal belongs to: _____



MY BLACK HISTORY RESEARCH JOURNAL

Journal belongs To: _____



What do I already know about Black History?


Who were some important Black History leaders?

What do I already know about Black History?

Who were some important Black History Leaders?

It is important for me to learn about Black History because...

The student research journal pages include differentiated pages of research prompts for students covering each leader. We have also included blank pages to create your own prompts.



WWW.WIFETEACHERMOMMY.COM