

CREATE YOUR OWN *Research Unit*

.....DIGITAL VERSION.....

A tablet screen showing a digital research journal template. The template has a green scalloped border. At the top, it says "the MY RESEARCH JOURNAL". Below that, it says "This journal belongs to:" followed by a blue box labeled "Type Here". At the bottom, there is a black scalloped border containing two boxes: a blue box labeled "Type Here" and a white box. A small copyright notice "© WifeTeacherMommy.com, All Rights Reserved" is visible between the two sections.

the

MY RESEARCH JOURNAL

This journal belongs to:

Type Here

© WifeTeacherMommy.com, All Rights Reserved

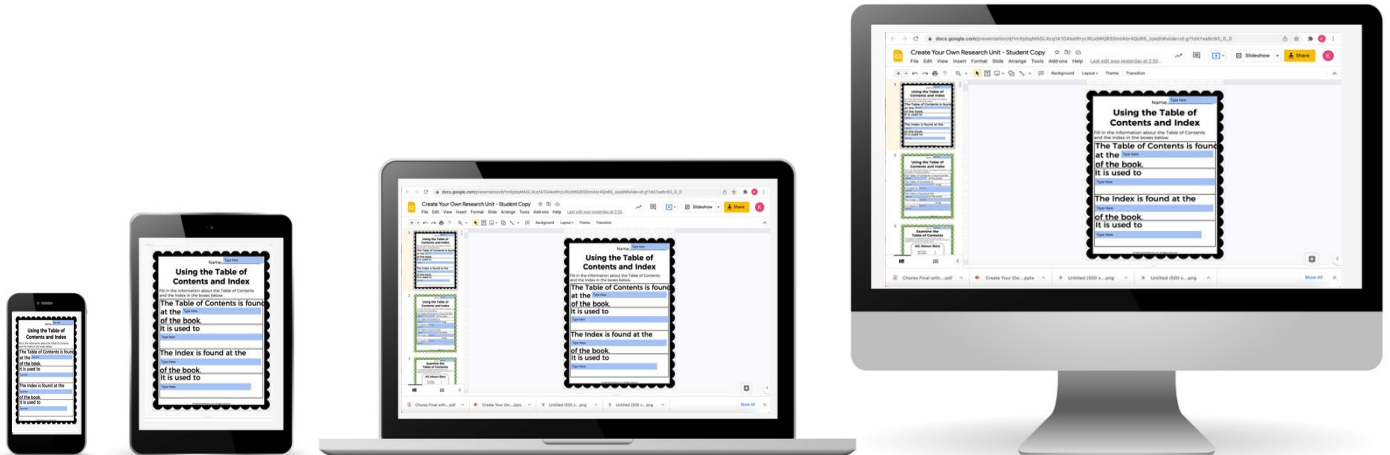
Type Here

*Lower &
Upper Grades*

WWW.WIFETEACHERMOMMY.COM

Fully Responsive!

Use on any device.

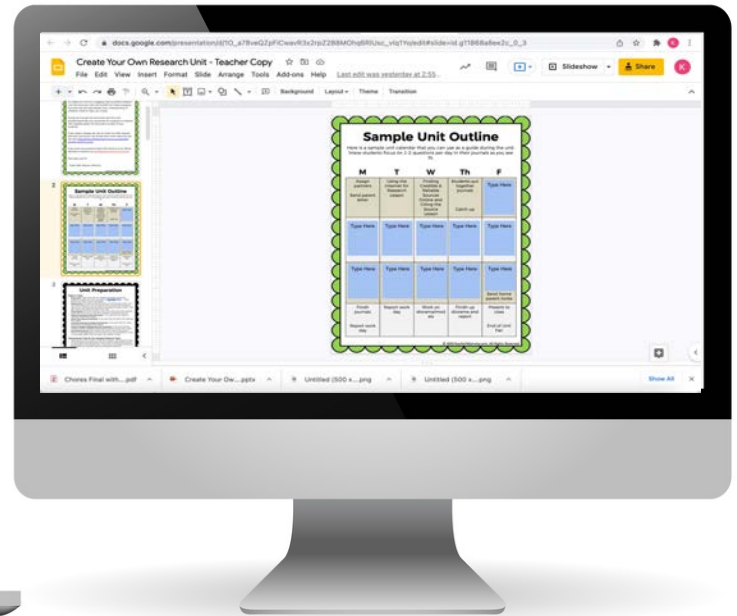
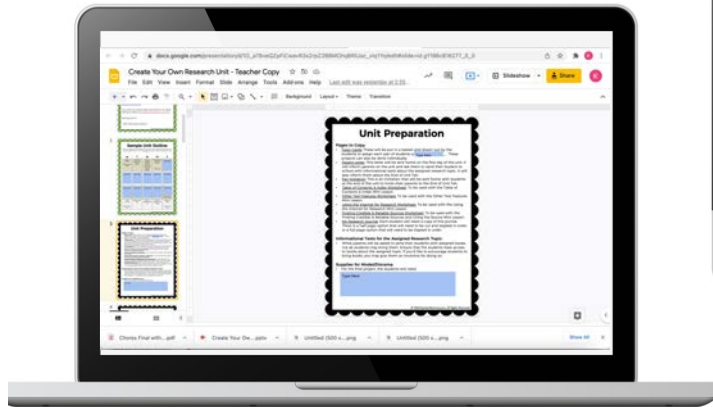


The Create Your Own unit can be used on any device using Google Slides! No printing required- you can assign the pages digitally. Google Slides even has a mobile app for some devices.

WWW.WIFETEACHERMOMMY.COM

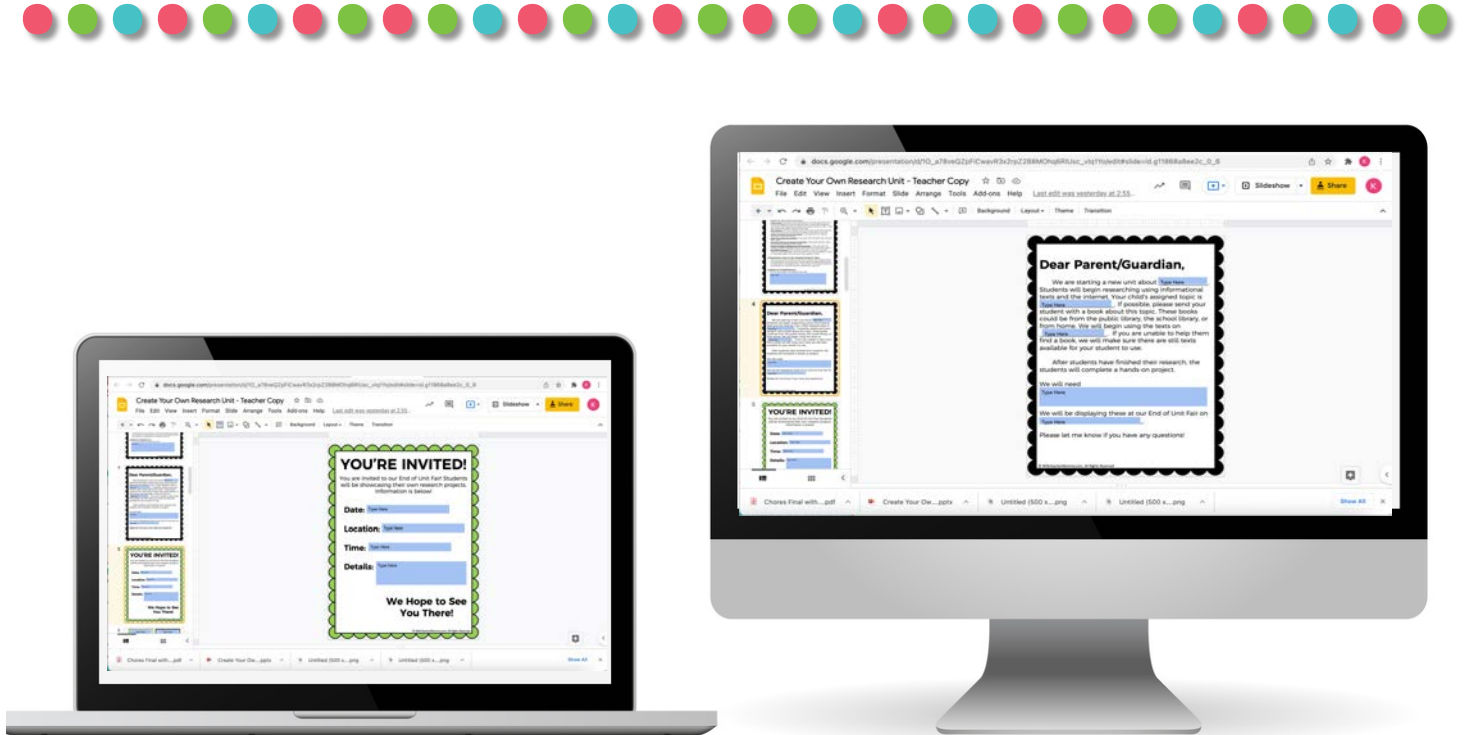
Sample Unit Outline & Lesson Plans for Easy Planning

You can scroll through all the lessons & get an overview on the left side panel



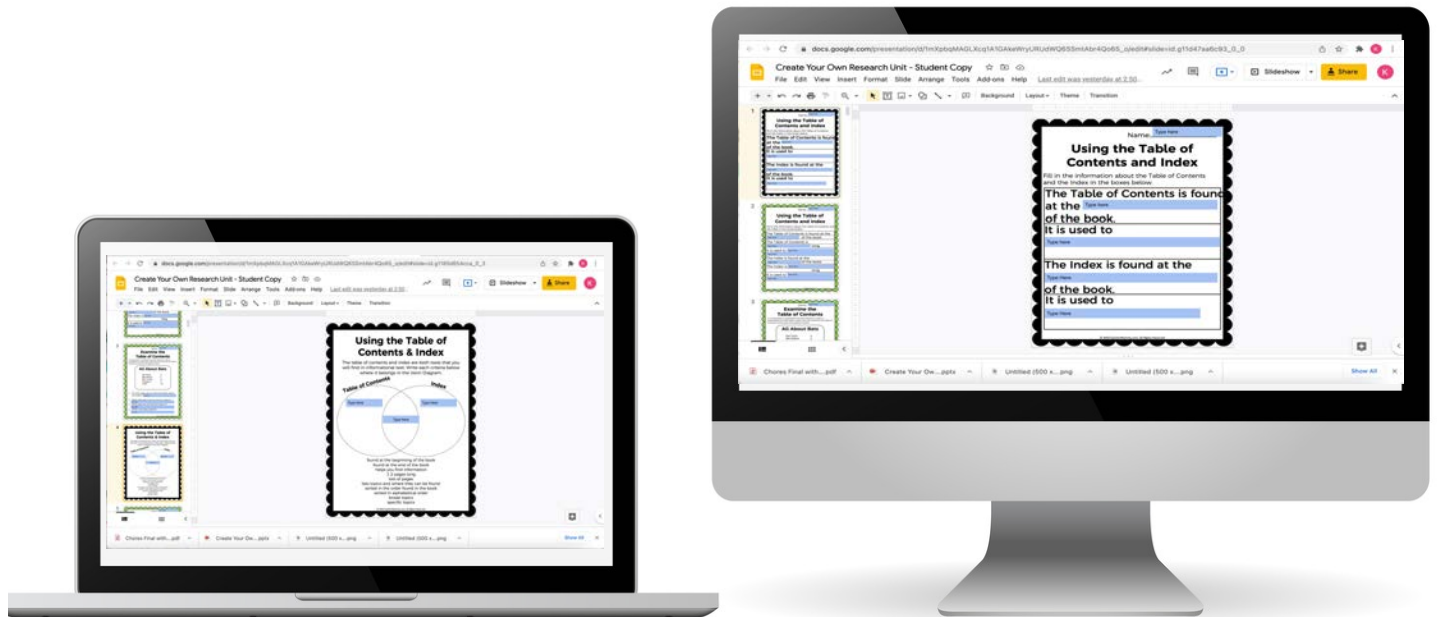
The unit sample outline gives you an idea of how you could implement the unit into your schedule. (However, feel free to implement the activities however you see fit!) We have included lesson plans to prep your students for their research projects.

Parent Letter and Invitation to Keep Parents Involved and Informed




We have included a letter to parents and an End of Unit Fair invitation to help keep your students' parents and guardians involved and informed. You can type the dates and your name right into the letter.

Differentiated Student Worksheets to Teach Each Element of the Research Project



Differentiated student worksheets are included for each mini lesson. We have created these worksheets to help your students of all ages learn each element of a research project in a simple easy to understand way.

Editable Topic Cards to Randomly Assign a Topic to Each Student to Research



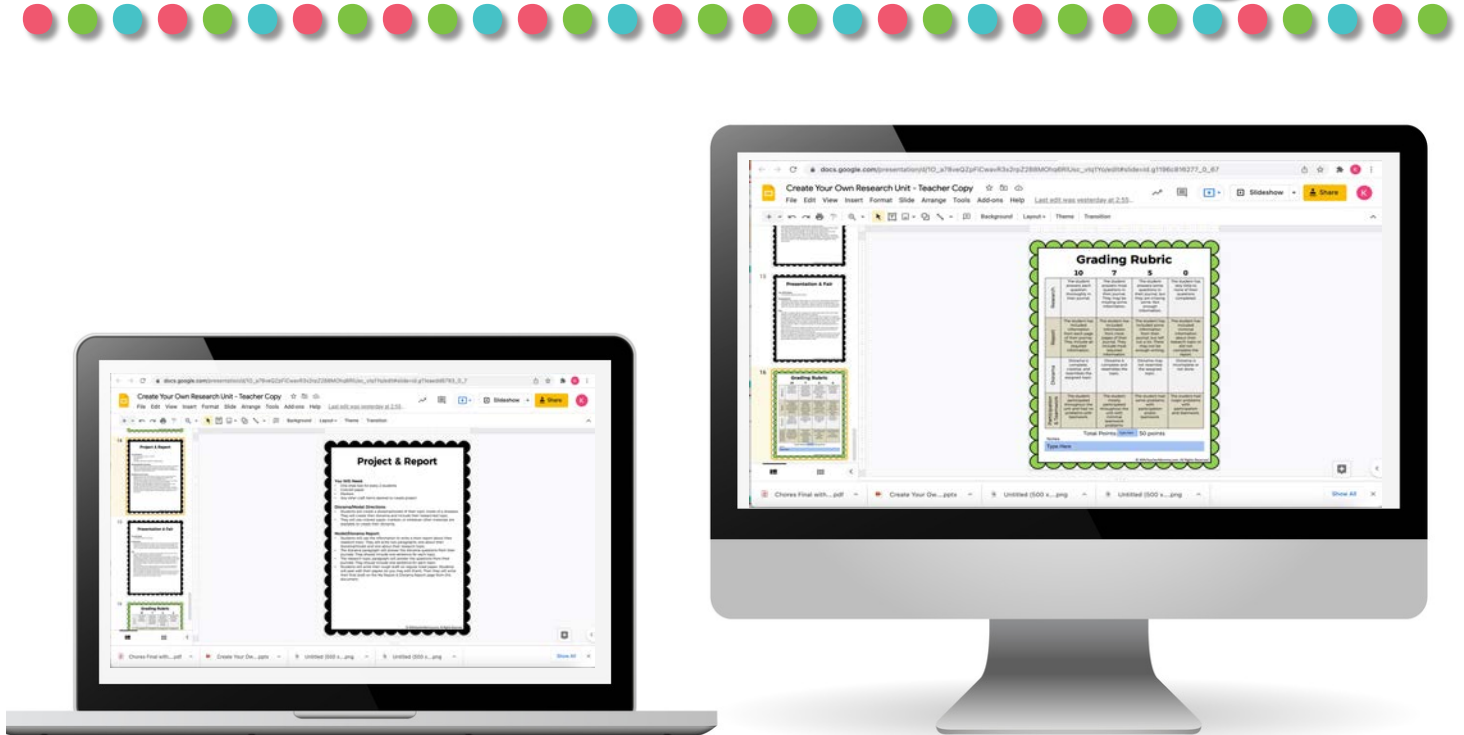
We have created cards for you to use to spotlight each research topic. All you need to do is edit the text boxes and add clipart. Then you will print, cut, and mix in a basket. Students will randomly choose which topic they will research.

Multiple ½ Page and Full Sheet Student Research Journal Pages to Reach all Levels of Learners



The student research journal pages are completely editable using Adobe Reader. We have made it easy to add your own questions and prompts to each page, centered around your chosen research unit theme.

Final Project With Grading Rubric for Easy Assessment of Student Understanding



Students will complete their final project by writing a report about their assigned topic and then create a hands-on model/diorama. We have included an easy-to-follow grading rubric to make assessments quick and easy.