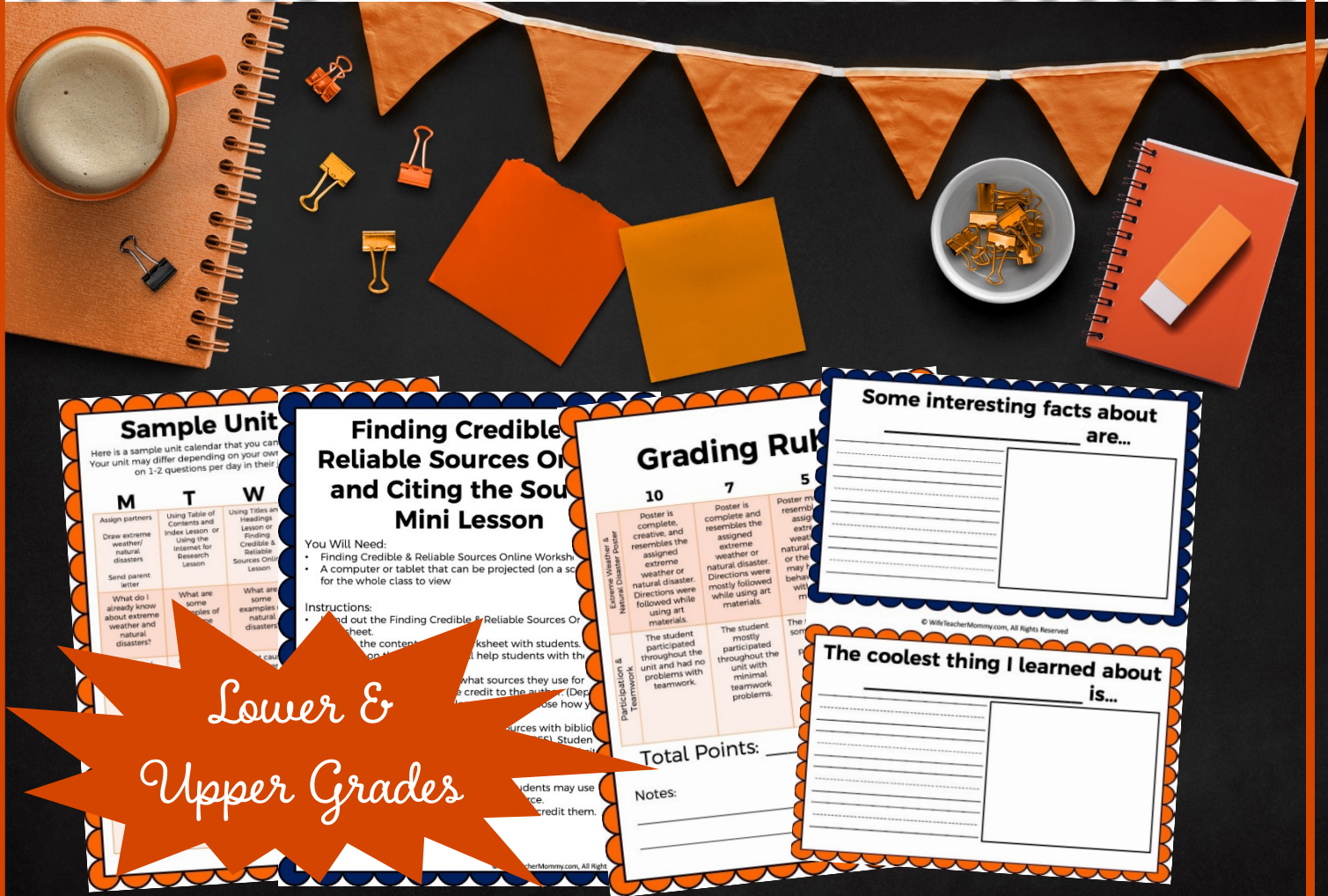


# EXTREME WEATHER & NATURAL DISASTERS

## Research Unit

### PRINT VERSION



Lower &  
Upper Grades



# Unit Outline & Lesson Plans for Easy Planning

Sample Unit Outline				
Here is a sample unit calendar that you can use as a guide during the unit. Your unit may differ depending on your own schedule. Have students focus on 1-2 questions per day in their journals as you see fit.				
M	T	W	Th	F
Assign partners Draw extreme weather/natural disaster Send parent letter	Using Table of Contents and Index Lesson or Using the Internet for Research Lesson	Using Table of Contents and Index Lesson or Finding Credible & Reliable Sources Online Lesson	Students put together journals	Catch up/review text features
What do I already know about extreme weather/natural disaster?	What are some examples of extreme weather?	What are some examples of natural disasters?		
What do I already know about my extreme weather/natural disaster?	What is my extreme weather/natural disaster?	What causes my extreme weather/natural disaster to happen?		
Are there any warning signs before my extreme weather/natural disaster occurs?	What is the best way to prepare for my extreme weather/natural disaster?	Interesting facts		
Report work day	Report & poster work day	Report & poster work day		

Table of Contents & Index Mini Lesson
<p>You Will Need:</p> <ul style="list-style-type: none"> <li>Table of Contents &amp; Index Worksheet</li> <li>An informational text that includes a table of contents and index (any topic will do. An extreme weather or natural disaster book with large text and pictures would be ideal.)</li> </ul> <p>Instructions:</p> <ul style="list-style-type: none"> <li>Have students come to the floor. Tell the students that you will be showing them how to use two text features that can be found in informational text. These text features will help them find the information they are looking for in the text.</li> </ul>

Using the Internet for Research Mini Lesson
<p>You Will Need:</p> <ul style="list-style-type: none"> <li>Using the Internet for Research Worksheet</li> <li>A computer or tablet that can be projected (on a screen or TV) for the whole class to view.</li> </ul> <p>Instructions:</p> <ul style="list-style-type: none"> <li>Have students come to the floor. Tell the students that you will be showing them how to use the Internet for research.</li> <li>Open a kid-friendly search engine, such as <a href="http://kiddle.org">kiddle.org</a>. Tell students that they will be using a kid-friendly search engine for their weather/natural disaster research. Explain that using a search engine that is made for kids (rather than Google) will</li> </ul>

Unit Preparation
<p>Pages to Copy:</p> <ul style="list-style-type: none"> <li><b>Extreme Weather/Natural Disaster Cards</b>: These will be put in a basket and drawn out by the students to assign each pair of students a form of extreme weather or natural disaster.</li> <li><b>Parent Letter</b>: This letter will be sent home on the first day of the unit. It will inform parents on the unit and ask them to send their student to school with informational texts about extreme weather and natural disasters. It will also inform them about the Extreme Weather &amp; Natural Disaster Fair.</li> <li><b>Extreme Weather &amp; Natural Disaster Fair Invitation</b>: This is an invitation that will be sent home with students at the end of the unit to invite their parents to the Extreme Weather &amp; Natural Disaster Fair.</li> <li><b>Table of Contents &amp; Index Worksheet</b>: To be used with the Table of Contents &amp; Index Mini Lesson.</li> <li><b>Other Text Features Worksheet</b>: To be used with the Other Text Features Mini Lesson.</li> <li><b>Using the Internet for Research Worksheet</b>: To be used with the Using the Internet for Research Mini Lesson.</li> <li><b>Finding Credible &amp; Reliable Sources Online Worksheet</b>: To be used with the Finding Credible &amp; Reliable Sources and Citing the Source Mini Lesson.</li> <li><b>My Extreme Weather &amp; Natural Disaster Research Journal</b>: Each student will need a copy of this journal. This is a half-page option that will need to be cut and stapled in order, or a full-page option that will need to be stapled in order.</li> </ul> <p>Informational Texts for Extreme Weather &amp; Natural Disaster:</p> <ul style="list-style-type: none"> <li>While parents will be asked to send their students with assigned books, not all students may bring them. Ensure that the students have access to books about extreme weather &amp; natural disasters and their form of extreme weather or natural disaster. If you'd like to encourage students to bring books, you may give them an incentive for doing so!</li> </ul>

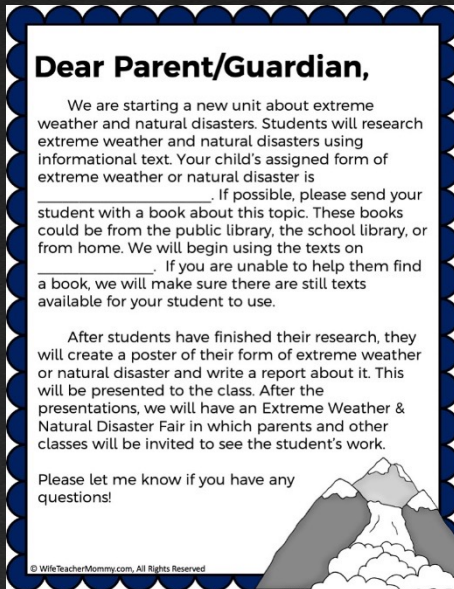
Finding Credible & Reliable Sources Online and Citing the Source Mini Lesson
<p>You Will Need:</p> <ul style="list-style-type: none"> <li>Finding Credible &amp; Reliable Sources Online Worksheet</li> <li>A computer or tablet that can be projected (on a screen or TV) for the whole class to view.</li> </ul> <p>Instructions:</p> <ul style="list-style-type: none"> <li>Hand out the Finding Credible &amp; Reliable Sources Online worksheet.</li> <li>Discuss the contents of the worksheet with students. Each tip included on the worksheet will help students with their online research.</li> <li>Tell students that including what sources they use for their research is important to give credit to the author. (Depending on the grade level of your class, you may choose how you'd like student to credit sources differently.)</li> <li>Students are not expected to credit sources with bibliographic information until 6<sup>th</sup> grade (according to CCSS). Students in 4<sup>th</sup> and 5<sup>th</sup> grade can easily include the name of the website they used as a way to credit sources.             <ul style="list-style-type: none"> <li>For example, with this website <a href="http://www.kidzone.ws/planets">http://www.kidzone.ws/planets</a> students may use KidZone as the way to credit the source.</li> </ul> </li> <li>Practice searching for websites and how to credit them.</li> </ul>

Using the Internet for Research Mini Lesson
<p>You Will Need:</p> <ul style="list-style-type: none"> <li>Using the Internet for Research Worksheet</li> <li>A computer or tablet that can be projected (on a screen or TV) for the whole class to view.</li> </ul> <p>Instructions:</p> <ul style="list-style-type: none"> <li>Have students come to the floor. Tell the students that you will be showing them how to use the Internet for research.</li> <li>Open a kid-friendly search engine, such as <a href="http://kiddle.org">kiddle.org</a>. Tell students that they will be using a kid-friendly search engine for their weather/natural disaster research. Explain that using a search engine that is made for kids (rather than Google) will</li> </ul>

The unit sample outline gives you an idea of how you could implement the unit into your schedule. (However, feel free to implement the activities however you see fit!) We have included lesson plans to prep your students for their research projects.



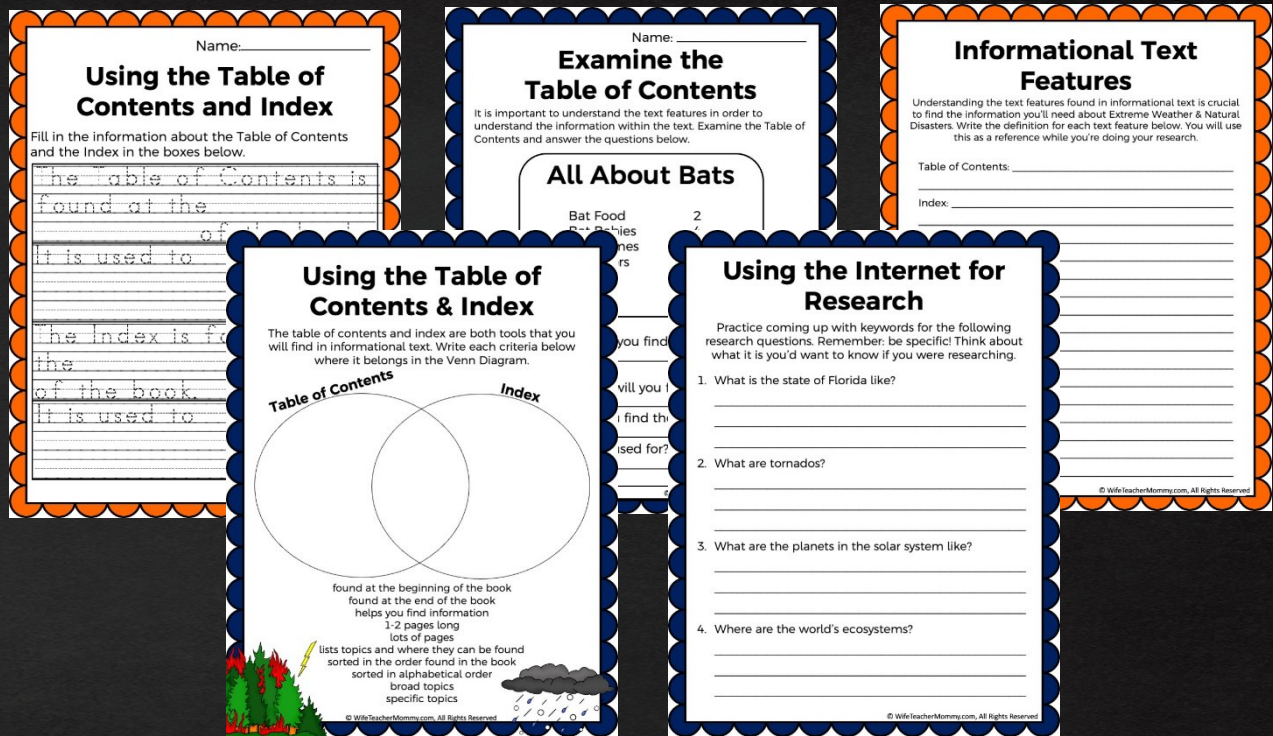
# Parent Letter and Invitation to Keep Parents Involved



We have included a letter to parents and an Extreme Weather & Natural Disaster Fair invitation to help keep your students' parents and guardians involved and informed. You can type the dates and your name right into the letter.




# Differentiated Student Worksheets to Teach Each Element of the Research Project



Differentiated student worksheets are included for each mini lesson. We have created these worksheets to help your students of all ages learn each element of a research project in a simple easy to understand way.



# Weather & Disaster Cards to Randomly Assign a Topic to Each Student



We have selected 11 extreme weather conditions and natural disasters and have included cards spotlighting each of them for you to print, cut, and mix in a basket. Students will randomly choose which condition they will research.




# Multiple ½ Page and Full Sheet Student Research Journal Pages to Reach all Levels of Learners

What is a(n) \_\_\_\_\_?



© Wifeteachermommy.com. All Rights Reserved


Some interesting facts about \_\_\_\_\_ are...



© Wifeteachermommy.com. All Rights Reserved


**MY EXTREME WEATHER & NATURAL DISASTER RESEARCH JOURNAL**

This journal belongs to: \_\_\_\_\_




© Wifeteachermommy.com. All Rights Reserved

What causes \_\_\_\_\_ to happen?




© Wifeteachermommy.com. All Rights Reserved

What causes \_\_\_\_\_ to happen?



© Wifeteachermommy.com. All Rights Reserved


coolest thing I learned about \_\_\_\_\_ is...



© Wifeteachermommy.com. All Rights Reserved

**MY EXTREME WEATHER & NATURAL DISASTER RESEARCH JOURNAL**

This journal belongs to: \_\_\_\_\_



© Wifeteachermommy.com. All Rights Reserved

do I already know about \_\_\_\_\_ weather and natural disasters?



© Wifeteachermommy.com. All Rights Reserved

The student research journal pages include differentiated pages of research prompts for students covering extreme weather conditions and natural disasters. We have also included blank pages to create your own prompts.





WWW.WIFETEACHERMOMMY.COM