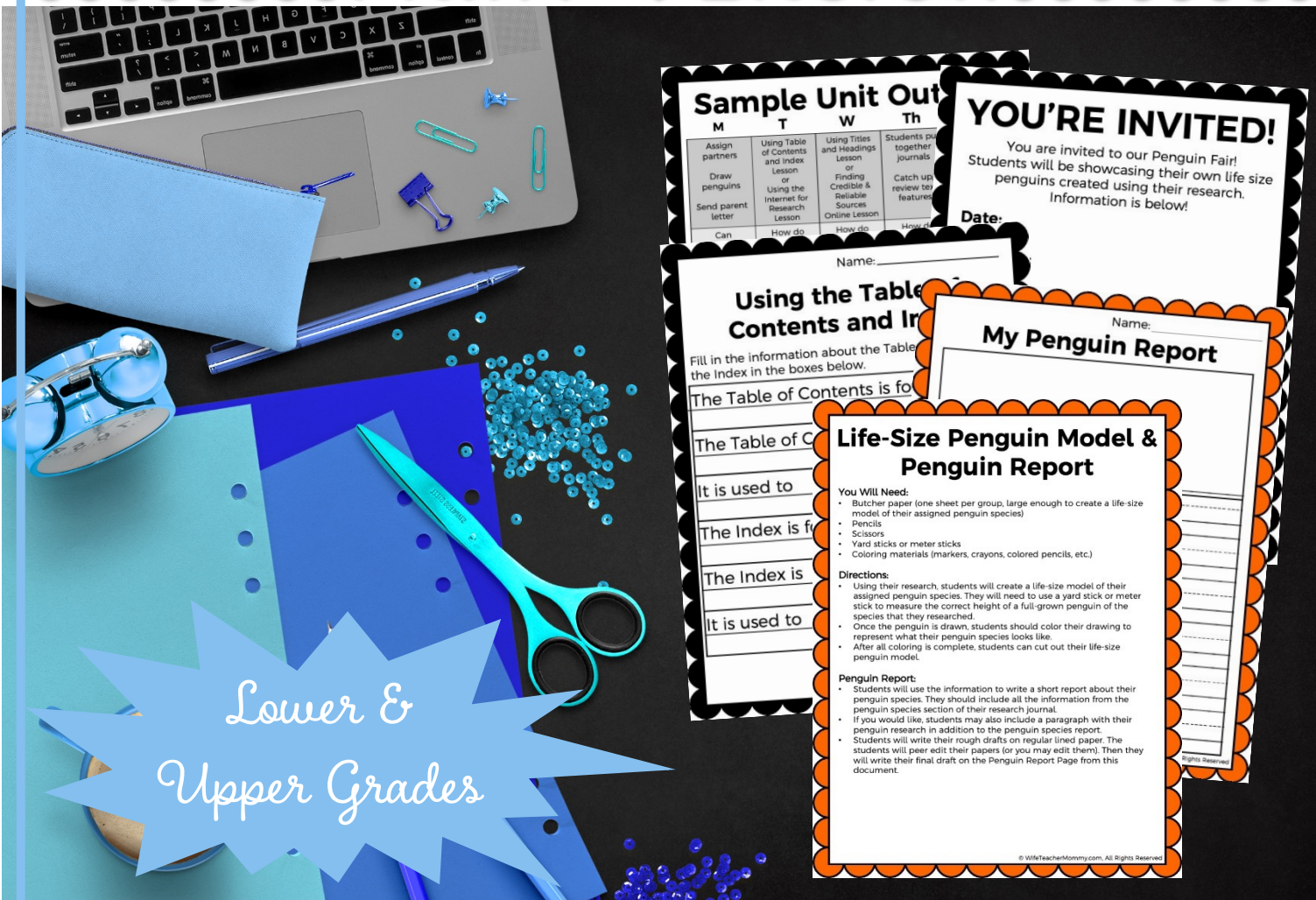


# PENGUIN Research Unit

## PRINT VERSION



### Sample Unit Outline

M	T	W	Th
Assign partners	Using Table of Contents and Index Lesson	Using Titles and Headings Lesson or Finding Credible & Reliable Sources Online Lesson	Students put together journals
Draw penguins	Using the Internet for Research Lesson	Catch up review the featured	
Send parent letter	Can	How do	How do

### YOU'RE INVITED!

You are invited to our Penguin Fair! Students will be showcasing their own life size penguins created using their research. Information is below!

Date:

Name:

### Using the Table of Contents and Index

Fill in the information about the Table of Contents and Index in the boxes below.

The Table of Contents is for

The Table of Contents

It is used to

The Index is for

The Index is

It is used to

### My Penguin Report

Name:

### Life-Size Penguin Model & Penguin Report

#### You Will Need:

- Butcher paper (one sheet per group, large enough to create a life-size model of their assigned penguin species)
- Pencils
- Scissors
- Yard sticks or meter sticks
- Coloring materials (markers, crayons, colored pencils, etc.)

#### Directions:

- Using their research, students will create a life-size model of their assigned penguin species. They will need to use a yard stick or meter stick to measure the correct height of a full-grown penguin of the species that they researched.
- Once the penguin is drawn, students should color their drawing to represent what their penguin species looks like.
- After all coloring is complete, students can cut out their life-size penguin model.

#### Penguin Report:

- Students will use the information to write a short report about their penguin species. They should include all the information from the penguin species section of their research journal.
- If you would like, students may also include a paragraph with their penguin research in addition to the penguin species report.
- Students will write their rough drafts on regular lined paper. The students will peer edit their papers (or you may edit them). Then they will write their final draft on the Penguin Report Page from this document.

© WifetTeacherMommy.com, All Rights Reserved

# Sample Unit Outline & Lesson Plans for Easy Planning

Sample Unit Outline				
M	T	W	Th	F
Assign partners Draw penguins Send parent letter	Using Table of Contents and Index Lesson or Using the Internet for Research Lesson	Using Titles and Headings Lesson or Finding Credible & Reliable Sources Online Lesson	Students put together journals or Catch up/ review text features	What do I already know penguins?
Can penguins fly? What do penguins eat and who are their predators?	How do penguins breed and raise their chicks?	How do penguins communicate?	How do penguins move from one place to another?	What are some things penguins like to do?
My favorite thing about penguins Catch up day	Catch up day	What do I already know about my penguin species?	What does my penguin species look like?	How did my penguin species get its name?
Where does my penguin species live?	How does my penguin species adapt to the temperature where they live?	How does my penguin species take care of its chicks?	Is my penguin species endangered?  Something unique about my penguin species is...	Catch up day  My favorite thing about my penguin species
Penguin Model & Report Work Day	Penguin Model & Report Work Day	Penguin Model & Report Work Day	Present to class	Penguin Fair

© WifeTeacherMommy.com. All Rights Reserved

## Unit Preparation

**Pages to Copy:**

- Penguin Cards:** These will be put in a basket and drawn out by the students to assign each pair of students a penguin. 16 species of penguins are included with a picture of each one.
- Parent Letter:** This letter will be sent home on the first day of the unit. It will inform parents on the unit and ask them to send their student to school with informational texts about penguins. It will also inform them about the Penguin Fair.
- Penguin Fair Invitation:** This is an invitation that will be sent home with students at the end of the unit to invite their parents to the Penguin Fair.
- The following depend on if you are having students do their research with books or the internet. The first two are for book research, the third and fourth are for internet research.
  - Table of Contents & Index Worksheet:** To be used with the Table of Contents & Index Mini Lesson
  - Other Text Features Worksheet:** To be used with the Other Text Features Mini Lesson
  - Using the Internet for Research Worksheet:** To be used with the Using the Internet for Research Mini Lesson.
  - Finding Credible & Reliable Sources Worksheet:** To be used with the Finding Credible & Reliable Sources and Citing the Source Mini Lesson.
- My Penguin Research Journal:** Each student will need a copy of this journal. There is a half-page option that will need to be cut and stapled in order, or a full-page option that will need to be stapled in order.

**Informational Texts for Penguins:**

- While parents will be asked to send their students with assigned books, not all students may bring them. Ensure that the students have access to books about penguins. If you'd like to encourage students to bring books, you may give them an incentive for doing so!

© WifeTeacherMommy.com. All Rights Reserved

The unit sample outline gives you an idea of how you could implement the unit into your schedule. (However, feel free to implement the activities however you see fit!) We have included lesson plans to prep your students for their research projects.



# Parent Letter and Invitation to Keep Parents Involved

**YOU'RE INVITED!**

You are invited to our Penguin Fair!  
Students will be showcasing their own life size  
penguins created using their research.  
Information is below!

**Date:** \_\_\_\_\_

**Location:** \_\_\_\_\_

**Time:** \_\_\_\_\_

**Details:** \_\_\_\_\_



**We Hope to  
See You  
There!**


© WifeTeacherMommy.com, All Rights Reserved

**Dear Parent/Guardian,**

We are starting a new unit about penguins.  
Students will begin researching penguins and an  
assigned penguin species using informational text.  
Your child's \_\_\_\_\_ penguin species is  
\_\_\_\_\_. If possible, please send your  
student with a book about this penguin species as  
well as a book about penguins. These books could  
be from the public library, from the school library, or  
from home. We will begin using the texts on  
\_\_\_\_\_. If you are unable to help them  
find a book, we will make sure there are still texts  
available for your student to use.

After students have finished their research, they  
will create a life-size model of their penguin using  
butcher paper. We will display these at our Penguin  
Fair on \_\_\_\_\_.

Please let me know if you have  
any questions!



© WifeTeacherMommy.com, All Rights Reserved

We have included a letter to parents and a Penguin Fair invitation to help keep your students' parents and guardians involved and informed. You can type the dates and your name right into the letter.

# Differentiated Student Worksheets to Teach Each Element of the Research Project

Name: \_\_\_\_\_

### Using the Table of Contents and Index

Fill in the information about the Table of Contents and the Index in the boxes below.

The Table of Contents is found at the \_\_\_\_\_ of the book.

It is used to \_\_\_\_\_

The Index is found at the \_\_\_\_\_ of the book.

It is used to \_\_\_\_\_

Name: \_\_\_\_\_

### Using the Table of Contents and Index

Fill in the information about the Table of Contents and the Index in the boxes below.

The Table of Contents is found at the \_\_\_\_\_ of the book.

The Table of Contents is \_\_\_\_\_ long.

\_\_\_\_\_ used to \_\_\_\_\_

The Index is found at the \_\_\_\_\_ of the book.

The Index is \_\_\_\_\_ long.

\_\_\_\_\_ used to \_\_\_\_\_

Name: \_\_\_\_\_

### Examine the Table of Contents

It is important to understand the text features in order to understand the information within the text. Examine the Table of Contents and answer the questions below.

#### All About Bats

Bat Food	2
Bat Babies	4
Bat Homes	5
Bat Orders	8
	12

\_\_\_\_\_ you find information about \_\_\_\_\_

\_\_\_\_\_ will you find on page 5? \_\_\_\_\_

\_\_\_\_\_ find the index on? \_\_\_\_\_

\_\_\_\_\_ used for? \_\_\_\_\_


### Using the Table of Contents & Index

The table of contents and index are both tools that you will find in informational text. Write each criteria below where it belongs in the Venn Diagram.

Table of Contents

Index

found at the beginning of the book  
found at the end of the book  
helps you find information  
1-2 pages long  
lots of pages  
lists topics and where they can be found  
sorted in the order found in the book  
sorted in alphabetical order  
broad topics  
specific topics





### Using the Internet for Research

Practice coming up with keywords for the following research questions. Remember: be specific! Think about what it is you'd want to know if you were researching.

1. What is the state of Florida like?  
\_\_\_\_\_
2. What are tornadoes?  
\_\_\_\_\_
3. What are the planets in the solar system like?  
\_\_\_\_\_
4. Where are the world's ecosystems?  
\_\_\_\_\_

Differentiated student worksheets are included for each mini lesson. We have created these worksheets to help your students of all ages learn each element of a research project in a simple easy to understand way.

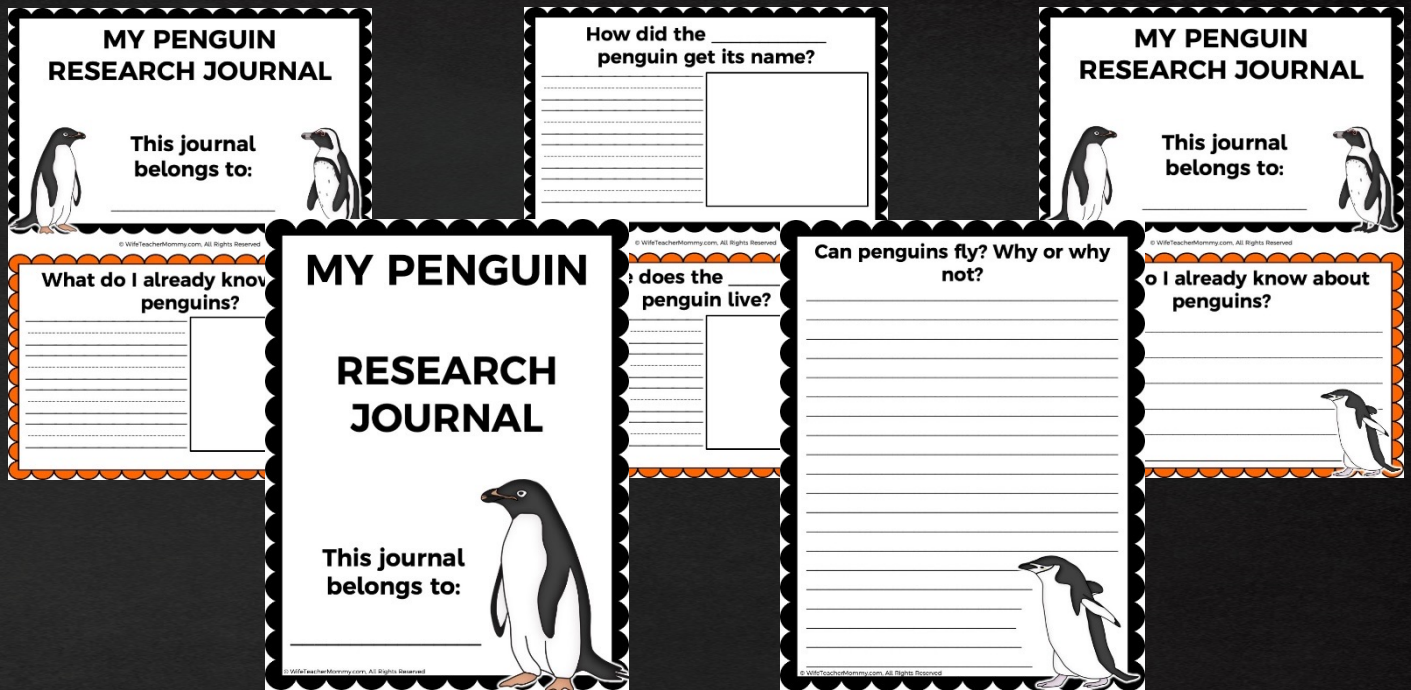
# Penguin Cards to Randomly Assign a Type of Penguin to Each Student



We have selected 16 breeds of penguins and have included cards spotlighting each of them for you to print, cut, and mix in a basket. Students will randomly choose which kind of penguin they will research.



# Multiple ½ Page and Full Sheet Student Research Journal Pages to Reach all Levels of Learners



The student research journal pages include differentiated pages of research prompts for students covering penguins.

We have also included blank pages to create your own prompts.

My Penguin Report

**Life-Size Penguin  
Model Example**



little blue penguin

© 2016 Teaching4Tomorrow.com, LLC. All Rights Reserved.

WWW.WIFETEACHERMOMMY.COM