

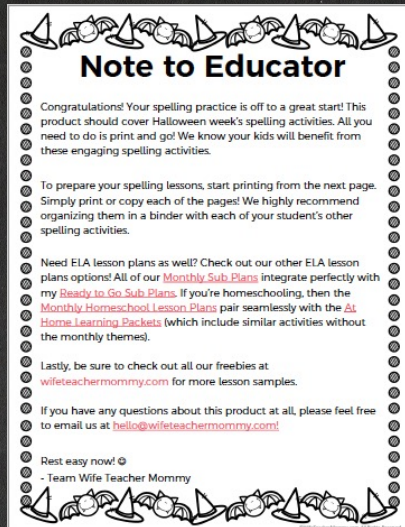
# Spelling Activities

## 1st-3rd Grade

### Halloween



# Note to Educator & Instruction Pages



## Note to Educator

Congratulations! Your spelling practice is off to a great start! This product should cover Halloween week's spelling activities. All you need to do is print and go! We know your kids will benefit from these engaging spelling activities.

To prepare your spelling lessons, start printing from the next page. Simply print or copy each of the pages! We highly recommend organizing them in a binder with each of your student's other spelling activities.

Need ELA lesson plans as well? Check out our other ELA lesson plans options! All of our [Monthly Sub Plans](#) integrate perfectly with my [Ready to Go Sub Plans](#). If you're homeschooling, then the [Monthly Homeschool Lesson Plans](#) pair seamlessly with the [At Home Learning Packets](#) (which include similar activities without the monthly themes).

Lastly, be sure to check out all our freebies at [wifeteachermommy.com](#) for more lesson samples.

If you have any questions about this product at all, please feel free to email us at [hello@wifeteachermommy.com](mailto:hello@wifeteachermommy.com)!

Rest easy now! ☺  
- Team Wife Teacher Mommy

## Holiday Spelling Activity Instructions

Each day of the week will have a different activity to practice spelling. You don't have to do the same page every day if you would like to switch it up! Everything is already created for you, so all you have to do is print what you need for the week and you're ready to teach.

For every week, you will need a copy of the Spin and Spell page and the Weekly Spelling Test for each student. There is also an optional Alphabetical Order organizer that can be printed each week for those students that need it.

### Suggested Use

- Monday: One copy of the Weekly Spelling List, the Spooky Spin and Spell page, a paperclip, and a pencil for each student

### Instructions:

- Pass out the Weekly Spelling List. Read the list of words together as a class and call on students to see if they know the meaning of each word. You can give them hints to look at prefixes, root words, or suffixes to help them find the meaning. This should be done before starting the activity.
- Pass out the Spooky Spin and Spell page, a paperclip, and a pencil (if your students don't already have one). Have the students follow the directions on the spinner when they land on a number.

- Tuesday: One copy of the Wicked Word Boxes page for each student

### Instructions:

- Read the list of words together and talk about the definitions again. Then have the students follow the directions on the page.

©2016 WifeteacherMommy.com. All Rights Reserved

## Holiday Spelling Activity Instructions

- Wednesday: One copy of the Vowels and Consonants page for each student

### Instructions:

- Read the list of words together and talk about the definitions again. Then have the students follow the directions on the page.

- Thursday: One copy of the Alphabetical Order activity page for each student and one copy of the optional Alphabetical Order Organizer for students that need it.

### Instructions:

- Read the list of words together and talk about the definitions again. Then have the students follow the directions on the page. Your students may use the Alphabetical Order organizer to help.

- Friday: One copy of the Weekly Spelling Test page for each student

### Instructions:

- Go over the word list one more time to remind the students of any difficult words before testing. If you wish, you can simply read the words off of the Weekly Spelling List, or you can add the definitions or sentences with each word.

Notes: \_\_\_\_\_


©2016 WifeteacherMommy.com. All Rights Reserved


The Note to Educator & Instruction pages provides all the guidance you will need to take your students through this weeklong Halloween themed spelling unit.



# Spelling Lists for Students and Teacher



Spelling Words	
1. bat	
2. witch	
3. spider	
4. treat	
5. mummy	
6. cobweb	
7. black cat	
8. moon	
Challenge Words:	
1. ghost	
2. pumpkin	

Teacher Spelling Word List	
1. bat - a night flying mammal with wings	
2. witch - a person believed to have magical powers	
3. spider - an arachnid with eight legs	
4. treat - something delicious to eat	
5. mummy - a body prepared for burial in the manner of Ancient Egyptians	
6. cobweb - a sticky net that spiders make from silk to trap their prey	
7. black cat - a cat that is black, said to be unlucky during Halloween	
8. moon - large object that orbits around the Earth	
Challenge Words:	
1. ghost - the spirit of a dead person	
2. pumpkin - a usually large round orange fruit of a vine	

Name: _____	Name: _____
Weekly Spelling List _____	Weekly Spelling List _____
1. bat	1. bat
2. witch	2. witch
3. spider	3. spider
4. treat	4. treat
5. mummy	5. mummy
6. cobweb	6. cobweb
7. black cat	7. black cat
8. moon	8. moon
Challenge Words	Challenge Words
1. ghost	1. ghost
2. pumpkin	2. pumpkin

We have included multiple spelling list options for you to choose from when sending home spelling words. We have also created a list with each word's definition to be used by the teacher when introducing the week's spelling words.

# Spelling Word Posters to Display

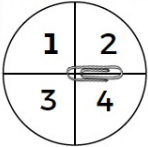


We have designed adorable, festive posters to display around the classroom to be a consistent reminder of the spelling words throughout the week.

# Multiple Activities Your Students Will Love

Name: \_\_\_\_\_

## Spooky Spin and Spell



1. Write with a different color for each letter
2. Use all **CAPITAL** letters
3. Use all **lowercase** letters
4. Write with your eyes closed


Directions: Place your paperclip on the paperclip pictured above. Place your pencil point in the middle of the spinner. While holding your pencil still, use your fingers to flick the paperclip so that it spins around the pencil. Match the number that you landed on to the activity and write your word in the boxes.

Name: \_\_\_\_\_

## Alphabetical Order

Directions: Use this organizer to help you write words in alphabetical order.

A	B
C	D
E	F
G	H
I	J
K	L
M	N
O	P
Q	R
S	T
U	V
W	X
Y	Z

Name: \_\_\_\_\_

## Weekly Spelling Test

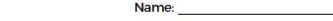
Listen carefully and write each word below:

1.		Check
2.		
3.		
4.		
5.		
6.		
7.		
8.		

Challenge Words	Score
1.	
2.	



These activities can be used throughout the week of Halloween. Students will love getting out of their regular routine with these engaging activities!





Name: \_\_\_\_\_

## Vowels and Consonants

Directions: Trace all vowels (  ) Trace all consonants (  )

1. bat

6. black cat

2. witch


7. moon

3. spider

8. mummy

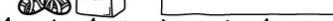
4. treat

5. cobweb



### Challenge Words

1. pumpkin
2. ghost



WWW.WIFETEACHERMOMMY.COM