

Directed Drawings Kinder-2nd Grade

Winter



Instruction Page for Easy Guidance



Winter
DIRECTED DRAWING

Supplies needed:

- Directed drawing worksheet and accompanying writing pages
- Crayons, markers, etc. to color with
- Scratch paper

Instructions:

- Give each child the step-by-step Directed Drawing worksheet.
- Have students follow each step to learn how to draw the assigned item on scratch paper prior to drawing their final item within a picture on the worksheet.
- They may continue to practice on scratch paper until you instruct them to move on or until they feel comfortable creating their final drawing.
- Tell them to draw their picture large so it takes up the full space in the box.
- Once they finish their picture, hand out the accompanying writing page.
- Students should write a story to accompany their picture while trying to keep the theme on the assigned drawing item.

Notes:

©2016 TeacherMommy.com. All Rights Reserved

The Instructions page gives you an idea of how to guide your students through the creation of their directed drawing! Everything you need is clearly listed along with steps so there is no guess work!

Cover Pages for Easy Identification

Polar Bear Stories


By: _____



©2017 TeacherMommy.com All Rights Reserved

Beanie Stories

By: _____








©2017 TeacherMommy.com All Rights Reserved

We have created multiple cover options including one that your students will love to color and another that your students will be able to draw their own masterpiece!

Directed Drawing Step-By-Step Instructions

Name _____






MOUNTAIN DIRECTED DRAWING

STEP 1	STEP 2	STEP 3	STEP 4	STEP 5
				

©2013 TeacherMommy.com. All Rights Reserved.

Name _____

SNOW SHOVEL DIRECTED DRAWING

STEP 1	STEP 2	STEP 3	STEP 4	STEP 5
				

©2013 TeacherMommy.com. All Rights Reserved.

Each object includes a set of step-by-step visual instructions that can be followed along by students with little to no help from the teacher. Students can practice their drawing skills in the space provided before moving on to their final project.

