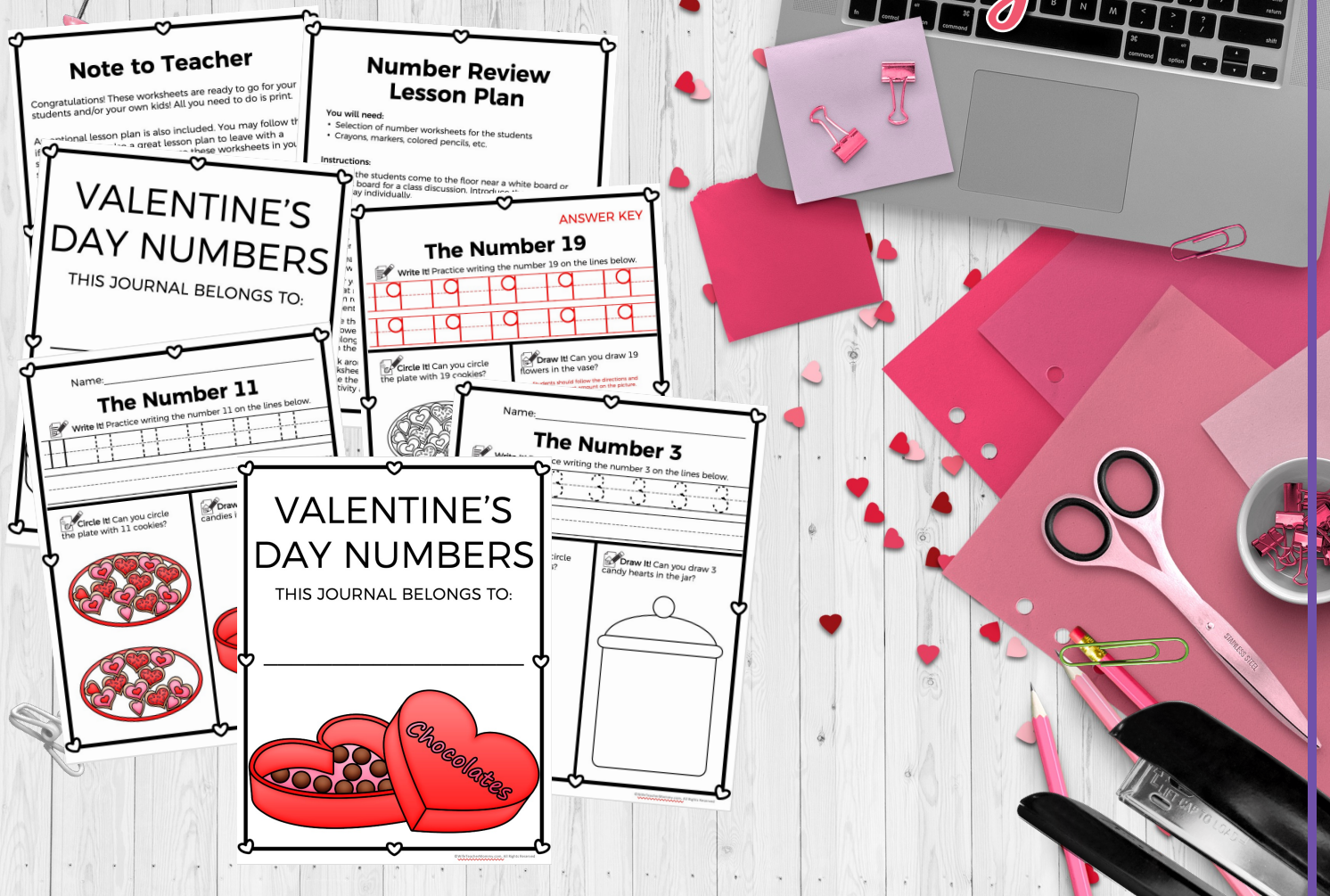


# Write, Circle, Draw

## Numbers 0-20

### Valentine's Day



# Note to Educator & Instruction Pages

## Note to Teacher

Congratulations! These worksheets are ready to go for your students and/or your own kids! All you need to do is print.

An optional lesson plan is also included. You may follow this if you'd like, it is also a great lesson plan to leave with a substitute if you would like to use these worksheets in your sub plans.

If you haven't already, be sure to check out Wife Teacher Mommy Club so you can access even more resources just like this! <https://www.wifeteachermommy.com/sp/wife-teacher-mommy-club/>

If you have any questions about this product at all, please feel free to shoot me an email at [hello@wifeteachermommy.com](mailto:hello@wifeteachermommy.com)

I hope you love the worksheets! Keep an eye out for similar worksheets for numbers and shapes. They are coming to my store soon!

Have a great day! ☺

-Kelsey and Team Wife Teacher Mommy

©2019 Wifeteacher Mommy.com. All Rights Reserved.  
www.wifeteachermommy.com

## Number Review Lesson Plan

### You will need:

- Selection of number worksheets for the students
- Crayons, markers, colored pencils, etc.

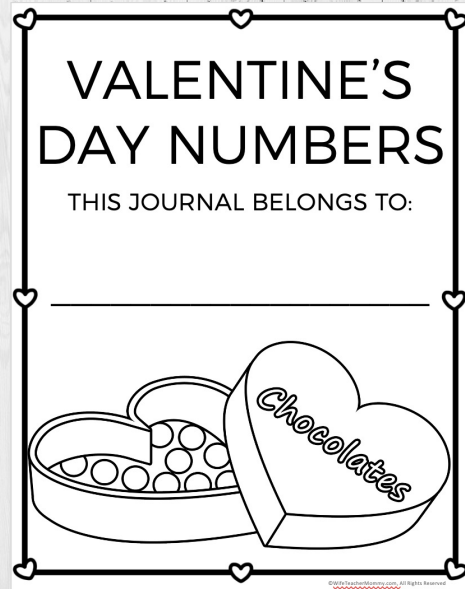
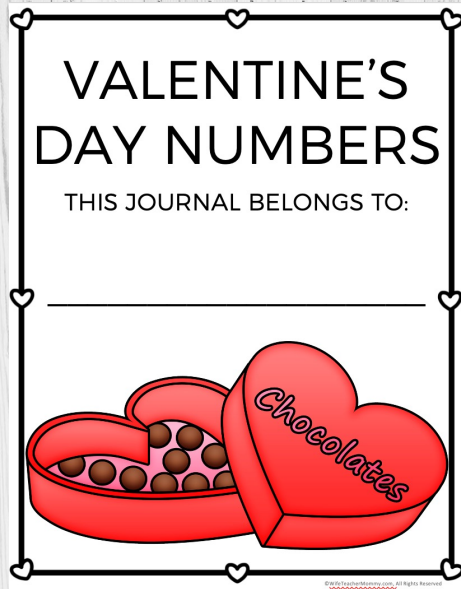
### Instructions:

- Have the students come to the floor near a white board or chalk board for a class discussion. Introduce the number(s) of the day individually.
- Tell the students the number(s) they will be reviewing as a class. Go over each one individually.
- First, have the students say the number out loud after you. Next, count to the number together as a class, using your fingers.
- Repeat this process for all of the numbers that will be reviewed for the day.
- After you have gone over each number, ask the students "What number(s) are we learning about today?" and have them remind you of the numbers. Review any questions the students have before sending them back to their seats.
- Have the students go back to their seats and hand out the Halloween "Write It, Circle It, Draw It" number worksheets to go along with the number(s) discussed. Go over the directions with the students (They will need to write, circle, and draw!)
- Walk around and assist students as they work on the worksheets. Be sure the students write their numbers and circle the pictures first. Then, make sure they use their creativity as they draw and color their pictures.

©2019 Wifeteacher Mommy.com. All Rights Reserved.  
www.wifeteachermommy.com

The Note to Educator & Instruction pages provides all the guidance you will need to walk your students through the Write, Circle, Draw activities.

# Color and Black & White Cover Options




We have included both color and black and white cover options to be used for easy labeling for all your students' Valentine's Day number practice worksheets.




# Write, Circle, Draw 0-20 Worksheets


Name: \_\_\_\_\_


## The Number 3


 **Write It!** Practice writing the number 3 on the lines below.


3 3 3 3 3 3 3

 **Circle It!** Can you circle the vase with 3 flowers?






 **Draw It!** Can you draw 3 candy hearts in the jar?




©2015 www.wifeteachermommy.com. All rights reserved.


Name: \_\_\_\_\_


## The Number 11


 **Write It!** Practice writing the number 11 on the lines below.


11 11 11 11 11 11 11

 **Circle It!** Can you circle the plate with 11 cookies?






 **Draw It!** Can you draw 11 candies in the box?




©2015 www.wifeteachermommy.com. All rights reserved.


**ANSWER KEY**


## The Number 19


 **Write It!** Practice writing the number 19 on the lines below.

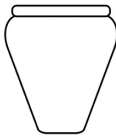
19 19 19 19 19 19 19

 **Circle It!** Can you circle the plate with 19 cookies?





 **Draw It!** Can you draw 19 flowers in the vase?



Students should follow the directions and draw the correct amount on the picture.

©2015 www.wifeteachermommy.com. All rights reserved.

Your students will practice their handwriting and number sense simultaneously using these worksheets. You can easily check their work using the Answer Keys we have created to save you time!