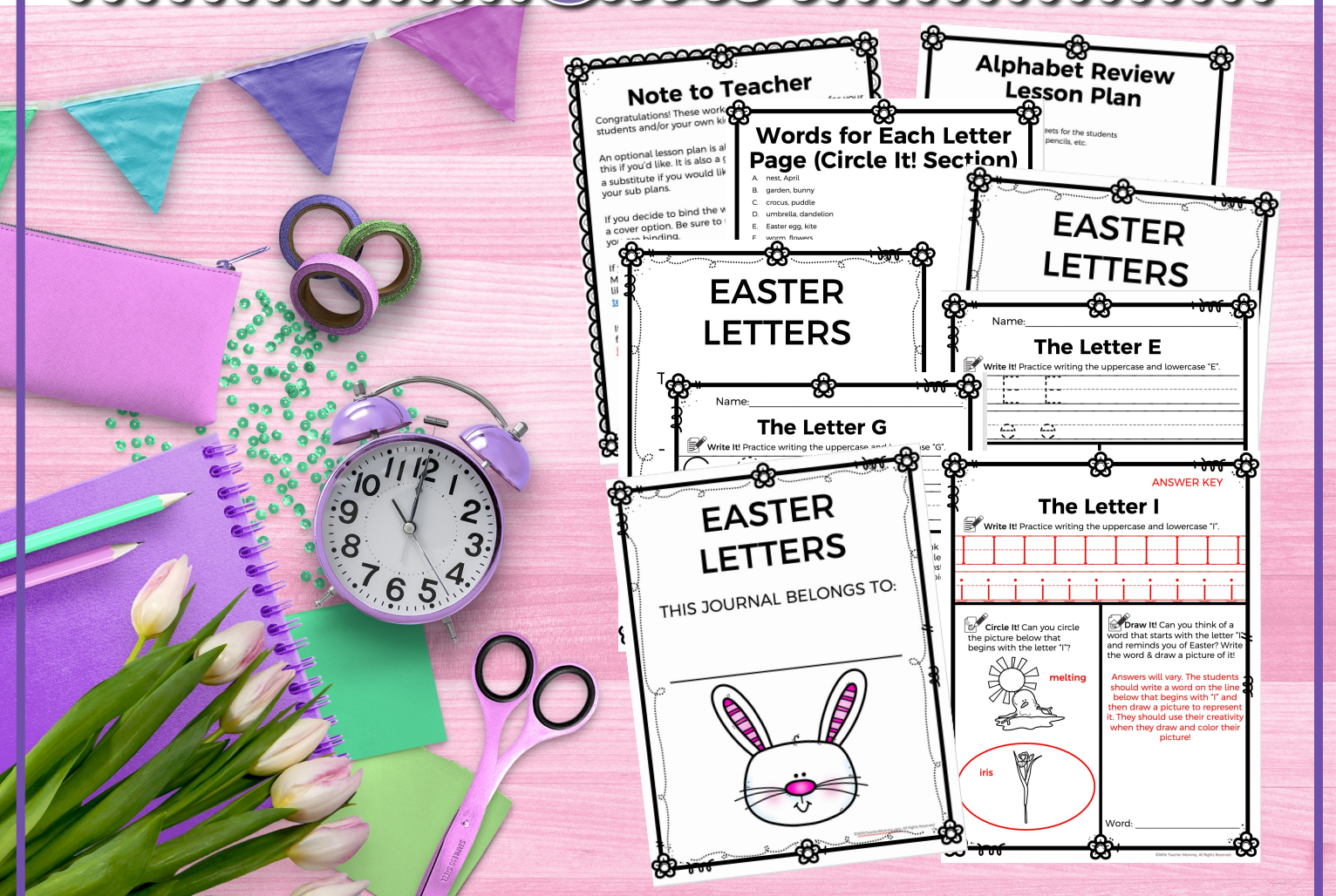


Write, Circle, Draw Alphabet A-Z Easter.




Note to Teacher
Congratulations! These worksheets are designed for students and/or your own kids.
An optional lesson plan is also included if you'd like. It is also a substitute if you would like your sub plans.
If you decide to bind the worksheets into a cover option, Be sure to use the binding.



Words for Each Letter Page (Circle It! Section)
A. nest, April
B. garden, bunny
C. crocus, puddle
D. umbrella, dandelion
E. Easter egg, kite
F. warm, flowers

Alphabet Review Lesson Plan
pets for the students pencils, etc.

EASTER LETTERS
Name: _____
The Letter E
Write It! Practice writing the uppercase and lowercase "E".

EASTER LETTERS
Name: _____
The Letter G
Write It! Practice writing the uppercase and lowercase "G".

EASTER LETTERS
THIS JOURNAL BELONGS TO: _____


ANSWER KEY
The Letter I
Write It! Practice writing the uppercase and lowercase "I".
Circle It! Can you circle the picture below that begins with the letter "I"?

Draw It! Can you think of a word that starts with the letter "I" and reminds you of Easter? Write the word & draw a picture of it!

Answers will vary. The students should write a word on the line below that begins with "I" and then draw a picture to represent it. They should use their creativity when they draw and color their picture!
Word: _____

Note to Educator & Instruction Pages

Note to Teacher

Congratulations! These worksheets are ready to go for your students and/or your own kids! All you need to do is print.

An optional lesson plan is also included. You may follow this if you'd like. It is also a great lesson plan to leave with a substitute if you would like to use these worksheets in your sub plans.

If you decide to bind the worksheets into journals, there is a cover option. Be sure to print the pages at 90% scale if you are binding.

If you haven't already, be sure to check out Wife Teacher Mommy Club so you can access even more resources just like this! <https://www.wifeteachermommy.com/sp/wife-teacher-mommy-club/>

If you have any questions about this product at all, please feel free to shoot me an email at hello@wifeteachermommy.com

I hope you love the worksheets! Keep an eye out for similar worksheets for numbers and shapes.

Have a great day! ☺

-Kelsey & Team Wife Teacher Mommy

©2016 Wife Teacher Mommy. All Rights Reserved

Alphabet Review Lesson Plan

You will need:

- Selection of letter worksheets for the students
- Crayons, markers, colored pencils, etc.

Instructions:

- Have the students come to the floor near a white board or chalk board for a class discussion. Introduce the letter(s) of the day individually.
- First, discuss the letter as a class. Give an example of a word that begins with the letter. Then, ask the students what sound the letter makes at the beginning of a word. Write their examples on the board.
- Repeat this process for all of the letters that will be reviewed for the day.
- After you have gone over each letter, ask the students "What letters are we learning about today?" and have them remind you of the letters. Review any questions the students have before sending them back to their seats.
- Have the students go back to their seats and hand out the "Write It, Circle It, Draw It" letter worksheets to go along with the letters that were discussed. Go over the directions with the students (They will need to write, circle, and draw!)
- **IMPORTANT NOTE*** For the holiday sets, it is **VERY** important to say the two words **OUT LOUD** to the students on each worksheet! They may not be able to determine from the picture what some of the words are (For example "A" is "April"). Students will need to hear the words to identify which begins with each letter. See the answer key to see what each picture is!
- Walk around and assist students as they work on the worksheets and monitor the students. Be sure the students write their letters and circle the pictures first. Then, make sure they use their creativity as they draw and color their pictures.

©2016 Wife Teacher Mommy. All Rights Reserved



Words for Each Letter Page (Circle It! Section)

A. nest, April
B. garden, bunny
C. crocus, puddle
D. umbrella, dandelion
E. Easter egg, kite
F. worm, flowers
G. zinnia, garden
H. hatch, open window
I. melting, iris
J. Easter egg, jump
K. violet, kite
L. lamb, dandelion
M. melting, yellow daffodil
N. rainbow, nest
O. flowers, open window
P. puddle, tulip
Q. quack, bunny
R. sweater, rainbow
S. sweater, bunny
T. tulip, melting
U. crocus, umbrella
V. violet, hatching
W. iris, worm
X. equinox, jump
Y. quack, yellow daffodil
Z. zinnia, lamb

©2016 Wife Teacher Mommy. All Rights Reserved

The Note to Educator & Instruction pages provides all the guidance you will need to walk your students through the Write, Circle, Draw activities. We have also included a word list for the teacher to use while helping their students complete each worksheet.

Color and Black & White Cover Options




We have created color and black & white cover options for easy labeling for all of your students' Easter letter practice worksheets.

Write, Circle, Draw A-Z Worksheets


Name: _____



The Letter E


 Write It! Practice writing the uppercase and lowercase "E".

E E E

e e e

 Circle It! Can you circle the picture below that begins with the letter "E"?


 Draw It! Can you think of a word that starts with the letter "E" and reminds you of Easter? Write the word & draw a picture of it!

Word: _____

©2010 Teacher Mommy. All Rights Reserved.


Name: _____


The Letter G


 Write It! Practice writing the uppercase and lowercase "G".

G G G

g g g

 Circle It! Can you circle the picture below that begins with the letter "G"?



 Draw It! Can you think of a word that starts with the letter "G" and reminds you of Easter? Write the word & draw a picture of it!


Word: _____

©2010 Teacher Mommy. All Rights Reserved.

ANSWER KEY


Name: _____



The Letter I


 Write It! Practice writing the uppercase and lowercase "I".

I I I

i i i

 Circle It! Can you circle the picture below that begins with the letter "I"?

 Draw It! Can you think of a word that starts with the letter "I" and reminds you of Easter? Write the word & draw a picture of it!

Answers will vary. The students should write a word on the line below that begins with "I" and then draw a picture to represent it. They should use their creativity when they draw and color their picture!

Word: _____

©2010 Teacher Mommy. All Rights Reserved.

Your students will practice their handwriting and phonemic awareness simultaneously using these worksheets in color or black and white. You can easily check their work using the Answer Keys we have created to save you time!