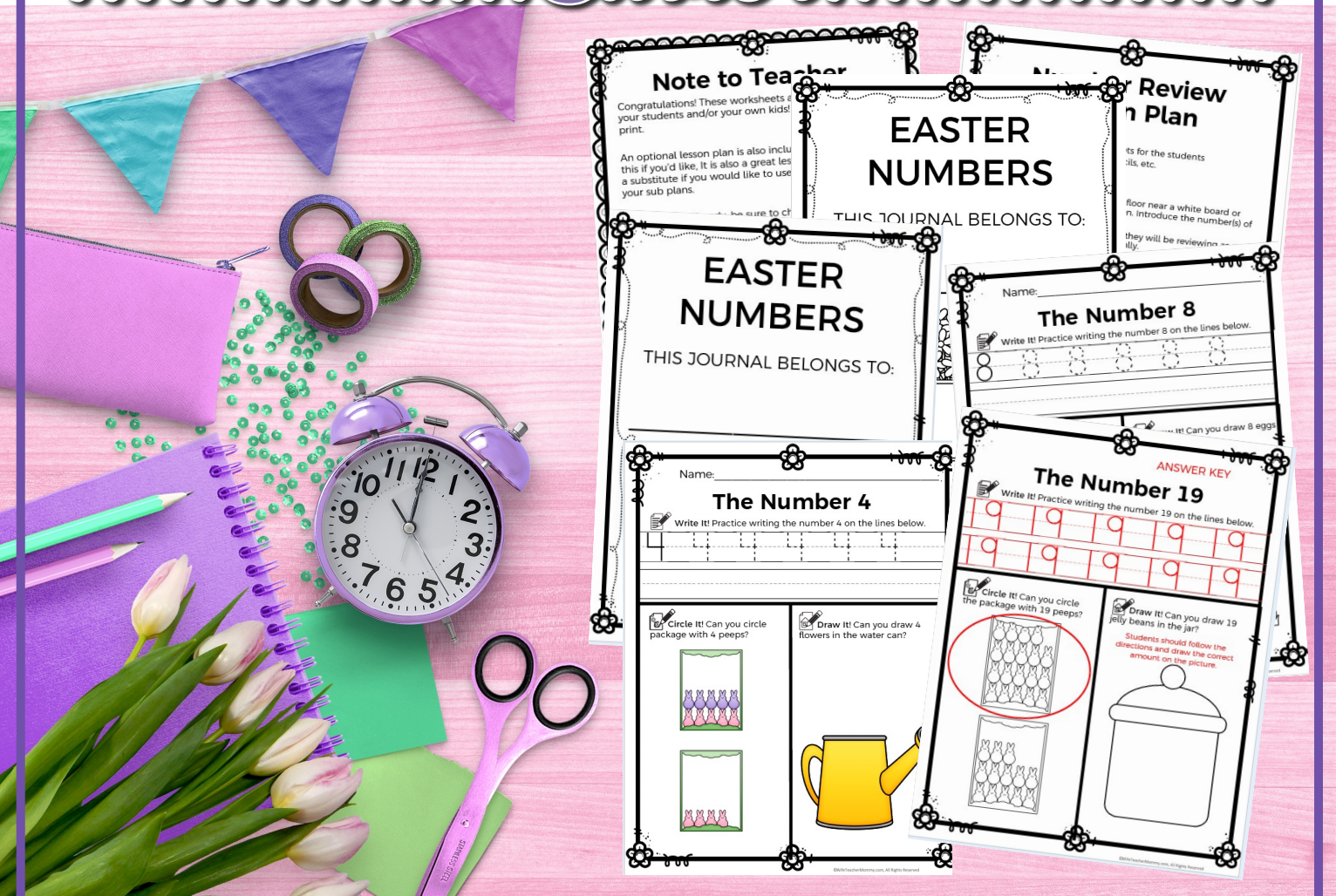


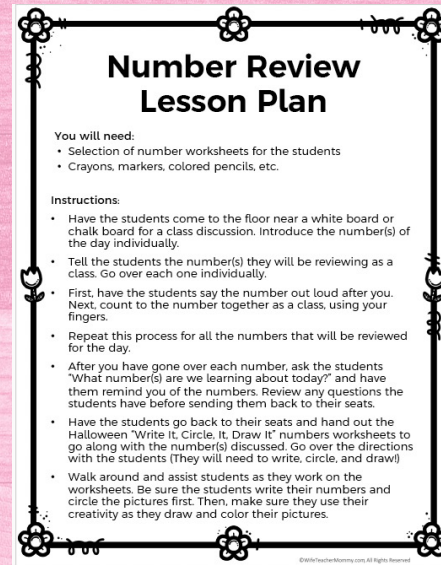
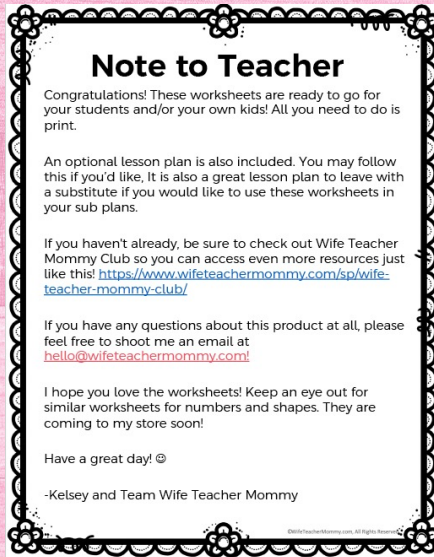
Write, Circle, Draw

Numbers 0-20

Easter.....





Note to Educator & Instruction Pages



The Note to Educator & Instruction pages provides all the guidance you will need to walk your students through the Write, Circle, Draw activities.

Color and Black & White Cover Options



We have created color and black & white cover options for easy labeling for all of your students' Easter number practice worksheets.

Write, Circle, Draw 0-20 Worksheets

Name: _____



The Number 8

Write It! Practice writing the number 8 on the lines below.

8 8 8 8 8

Circle It! Can you circle the water can with 8 flowers?

Draw It! Can you draw 8 eggs in the grass?



©2016 Teacher Mommy.com. All Rights Reserved.

Name: _____


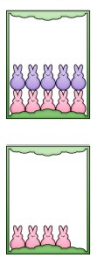
The Number 4

Write It! Practice writing the number 4 on the lines below.

4 4 4 4 4

Circle It! Can you circle the package with 4 peeps?

Draw It! Can you draw 4 flowers in the water can?



©2016 Teacher Mommy.com. All Rights Reserved.

ANSWER KEY

The Number 19


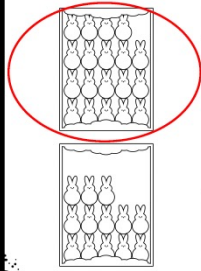
Write It! Practice writing the number 19 on the lines below.

19 19 19 19 19

Circle It! Can you circle the package with 19 peeps?

Draw It! Can you draw 19 jelly beans in the jar?

Students should follow the directions and draw the correct amount on the picture.



©2016 Teacher Mommy.com. All Rights Reserved.

Your students will practice their handwriting and number sense simultaneously using these worksheets in color or black and white. You can easily check their work using the Answer Keys we have created to save you time!