

# Spelling Activities

## 1st-3rd Grade

### Easter



# Note to Educator & Instruction Pages

## Note to Educator

Congratulations! Your spelling practice is off to a great start! This product should cover Easter week's spelling activities. All you need to do is print and go! We know your kids will benefit from these engaging spelling activities.

To prepare your spelling lessons, start printing from the next page. Simply print or copy each of the pages! We highly recommend organizing them in a binder with your student's other spelling activities.

Need ELA lesson plans as well? Check out our other ELA lesson plans options! All of our [Monthly Sub Plans](#) integrate perfectly with my [Ready to Go Sub Plans](#). If you're homeschooling, then the [Monthly Homeschool Lesson Plans](#) pair seamlessly with the [At Home Learning Packets](#) (which include similar activities without the monthly themes).

Lastly, be sure to check out all our freebies at [wifeteachermommy.com](http://wifeteachermommy.com) for more lesson samples.

If you have any questions about this product at all, please feel free to email us at [hello@wifeteachermommy.com](mailto:hello@wifeteachermommy.com)

Rest easy now! ☺  
- Team Wife Teacher Mommy

©WifeTeacherMommy.com. All Rights Reserved

## Holiday Spelling Activity Instructions

Each day of the week will have a different activity to practice spelling. You don't have to do the same page every day if you would like to switch it up! Everything is already created for you, so all you have to do is print what you need for the week and you're ready to teach.

For every week, you will need to a copy of the Spin and Spell page and the Weekly Spelling Test for each student. There is also an optional Alphabetical Order organizer that can be printed each week for those students that need it.

### Suggested Use

- Monday: One copy of the Weekly Spelling List, the Spin and Spell page, a paperclip, and a pencil for each student

### Instructions:

- Pass out the Weekly Spelling List. Read the list of words together as a class and call on students to see if they know the meaning of each word. You can give them hints to look at prefixes, root words, or suffixes to help them find the meaning. This should be done before starting the activity.
- Pass out the Spin and Spell page, a paperclip, and a pencil (if your students don't already have one). Have the students follow the directions on the spinner when they land on a number.
- Tuesday: One copy of the Word Boxes page for each student

### Instructions:

- Read the list of words together and talk about the definitions again. Then have the students follow the directions on the page.

©WifeTeacherMommy.com. All Rights Reserved

## Holiday Spelling Activity Instructions

- Wednesday: One copy of the Vowels and Consonants page for each student

### Instructions:

- Read the list of words together and talk about the definitions again. Then have the students follow the directions on the page.

- Thursday: One copy of the Alphabetical Order activity page for each student and one copy of the optional Alphabetical Order Organizer for students that need it.

### Instructions:

- Read the list of words together and talk about the definitions again. Then have the students follow the directions on the page. Your students may use the Alphabetical Order organizer to help.

- Friday: One copy of the Weekly Spelling Test page for each student

### Instructions:

- Go over the word list one more time to remind the students of any difficult words before testing. If you wish, you can simply read the words off of the Weekly Spelling List, or you can add the definitions or sentences with each word.

Notes:

©WifeTeacherMommy.com. All Rights Reserved

The Note to Educator & Instruction pages provides all the guidance you will need to take your students through this weeklong Easter themed spelling unit.

WWW.WIFETEACHERMOMMY.COM



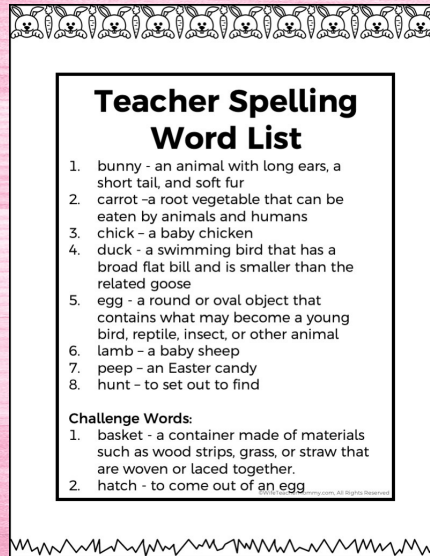
# Spelling Lists for Students and Teacher



Spelling Words	
1.	bunny
2.	carrot
3.	chick
4.	duck
5.	egg
6.	lamb
7.	peep
8.	hunt

Challenge Words:	
1.	basket
2.	hatch



Teacher Spelling Word List	
1.	bunny - an animal with long ears, a short tail, and soft fur
2.	carrot - a root vegetable that can be eaten by animals and humans
3.	chick - a baby chicken
4.	duck - a swimming bird that has a broad flat bill and is smaller than the related goose
5.	egg - a round or oval object that contains what may become a young bird, reptile, insect, or other animal
6.	lamb - a baby sheep
7.	peep - an Easter candy
8.	hunt - to set out to find

Challenge Words:	
1.	basket - a container made of materials such as wood strips, grass, or straw that are woven or laced together.
2.	hatch - to come out of an egg

Name: _____	Name: _____
Weekly Spelling List _____	Weekly Spelling List _____
1. bunny	1. bunny
2. carrot	2. carrot
3. chick	3. chick
4. duck	4. duck
5. egg	5. egg
6. lamb	6. lamb
7. peep	7. peep
8. hunt	8. hunt


  

Challenge Words	
1.	basket
2.	hatch

Challenge Words	
1.	basket
2.	hatch

We have included multiple spelling list options for you to choose from when sending home spelling words. We have also created a list with each word's definition to be used by the teacher when introducing the week's spelling words.

# Spelling Word Posters to Display

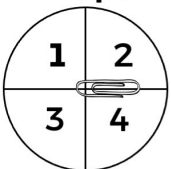


We have designed adorable, festive posters to display around the classroom to be a consistent reminder of the spelling words throughout the week.

# Multiple Activities Your Students Will Love

Name: \_\_\_\_\_

## Spin and Spell



1. Write with a different color for each letter
2. Use all CAPITAL letters
3. Use all lowercase letters
4. Write with your eyes closed


**Directions:** Place your paperclip on the paperclip pictured above. Place your pencil point in the middle of the spinner. While holding your pencil still, use your fingers to flick the paperclip so that it spins around the pencil. Match the number that you landed on to the activity and write your word in the boxes.

©Wifeteachermommy.com, All Rights Reserved

Name: \_\_\_\_\_

## Alphabetical Order

**Directions:** Use this organizer to help you write words in alphabetical order.

A	B
C	D
E	F
G	H
I	J
K	L
M	N
O	P
Q	R
S	T
U	V
W	X
Y	Z

©Wifeteachermommy.com, All Rights Reserved

Name: \_\_\_\_\_

## Weekly Spelling Test

Listen carefully and write each word below:	Check
1.	
2.	
3.	
4.	
5.	
6.	
7.	
8.	

Challenge Words	Score
1.	
2.	

©Wifeteachermommy.com, All Rights Reserved

These activities can be used throughout the week of Easter. Students will love getting out of their regular routine with these engaging holiday-themed spelling activities!



# Multiple Activities Your Students Will Love

Name: \_\_\_\_\_

## Word Boxes

**Directions:** Use the spelling word bank below and see which words fit in the boxes.

bunny carrot chick duck egg lamb  
peep hunt

**Challenge Words**

basket hatch

©www.wifeteachermommy.com, All Rights Reserved

Name: \_\_\_\_\_

## Vowels and Consonants

**Directions:** Trace all vowels (green) Trace all consonants (orange)

1. bunny
2. carrot
3. chick
4. duck
5. egg
6. lamb
7. peep
8. hunt

**Challenge Words**

1. hatch
2. basket

©www.wifeteachermommy.com, All Rights Reserved

Name: \_\_\_\_\_

## Alphabetical Order

**Directions:** Write the following words in alphabetical order.

bunny carrot chick duck egg lamb  
peep hunt hatch basket

- 1) \_\_\_\_\_
- 2) \_\_\_\_\_
- 3) \_\_\_\_\_
- 4) \_\_\_\_\_
- 5) \_\_\_\_\_
- 6) \_\_\_\_\_
- 7) \_\_\_\_\_
- 8) \_\_\_\_\_
- 9) \_\_\_\_\_
- 10) \_\_\_\_\_

©www.wifeteachermommy.com, All Rights Reserved

Students will love getting out of their regular routine with these engaging activities! that will help them dive deeper into their understanding.