

Easy-to-Follow Lesson Plans to Walk You Through Each Activity

Letter Writing Lesson Learning Letter J

You will need:

- Letter J Posters
- The Letter j Booklet (one per student)
- Crayons

Instructions:

Day 1:

- Have the students come to the floor near a whiteboard or chalkboard for a class discussion. Tell the students that they will be learning a letter of the alphabet today – Letter J. Tell the students what the letter is and write it on the board.
- Show the students the letter formation poster for the letter J. Then have the students practice drawing the letter in the air above their heads.
- Hand out The Letter J Booklet to each student and have them complete the Cover and 1st page, by coloring the lower and uppercase letter J and the three items that start with J.

Day 2:

- Review letter J as a class. Practice finger tracing the letter I and then have the student pull out their The Letter J booklet and they will complete page 2 by tracing the lower and uppercase J and practicing writing it with a finger space between each letter.

Day 3:

- Review letter J as a class. Ask the students what sound the “J” makes at the beginning of a word. (Sound as in “jet” or “jug”). Have the students think of words that begin with the letter “J” and write them on the board.
- Have the students pull out their The Letter J booklet and complete page 3 by finding the lower and uppercase letter J’s.

Notes:

© WifeteacherMommy.com. All Rights Reserved

Letter Writing Lesson Learning Letter J

Instructions:

Day 4:

- Review letter J as a class. Ask the students if they can think of any words that start with the letter J.
- Make a list of words on the board.
- Next, have the students pull out their The Letter J booklet and complete page 4 by coloring each item that starts with the letter J.

Day 5:

- Review letter J as a class. Ask the students if they can think of any new things that start with J.
- Next, have the students pull out their The Letter J booklet and complete page 5 by drawing 3 different things that start with the letter J.

Bonus:

- We have included 3 different letter J practice pages for you to use as needed throughout the week.



Notes:

© WifeteacherMommy.com. All Rights Reserved

We have included easy-to-implement lesson plans for the week’s activities that will help your students gain a thorough understanding of the Letter J.

WWW.WIFETEACHERMOMMY.COM


Two Different Letter Posters to Use When Introducing the Letter J



We have included two different styles of posters for you to use when introducing the focus letter for the week. One poster includes the proper formation directions.

Letter J Booklet to be used Throughout the Entire Week


The Letter J



Name: _____

©2017 Teacher Mommy.com. All Rights Reserved.

Practice writing the uppercase and lowercase 'J'.




©2017 Teacher Mommy.com. All Rights Reserved.

Color the items that start with the letter 'J'.



©2017 Teacher Mommy.com. All Rights Reserved.

Color the uppercase and lowercase 'J'.




©2017 Teacher Mommy.com. All Rights Reserved.

Practice finding the uppercase and lowercase 'J'.
Color it in when you find it.

J	i	F	o	I	G
t	j	J	a	f	H
H	x	n	l	j	G

©2017 Teacher Mommy.com. All Rights Reserved.

Draw a picture of 3 different things that start with the letter 'J'.



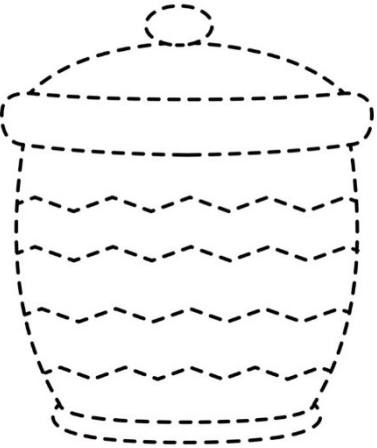
©2017 Teacher Mommy.com. All Rights Reserved.

Each day focuses on a specific skill centered around the letter J - from identification to handwriting. Your students will love completing their Letter J booklet.

Additional Letter J Focused Worksheets to Use Throughout the Week

Name _____


J is for Jar



©2013 The First Teaching Company. All Rights Reserved.


Name _____


The Letter J

 **Write It!** Practice writing the uppercase and lowercase 'J'.

J _____

j _____

 **Identify It!** Can you circle the picture below that begin with the letter 'J'?




Word: _____

©2013 The First Teaching Company. All Rights Reserved.


Name _____


The Letter J


 **Write It!** Practice writing the uppercase and lowercase 'J'.

J _____

j _____

 **Identify It!** Can you circle the pictures below that begin with the 'J' sound?



 **Draw It!** Can you think of a word that starts with 'J'? Write it and draw a picture of it!

Word: _____


©2013 The First Teaching Company. All Rights Reserved.

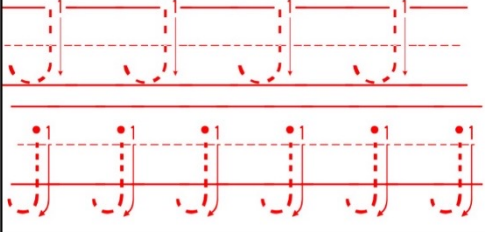
Included are multiple differentiated worksheets to implement in your classroom for struggling learners, fast finishers, bell ringer activities, etc.

Answer Keys to Help You Quickly Assess Your Student's Performance


ANSWER KEY

The Letter J

 **Write It!** Practice writing the uppercase and lowercase 'J'.



Identify It! Can you circle the picture below that begin with the letter 'J'?




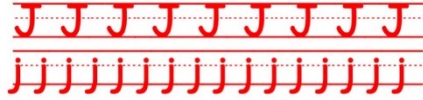
Word: jar

©2013 TeacherMommy.com. All Rights Reserved.


ANSWER KEY

The Letter J

 **Write It!** Practice writing the uppercase and lowercase 'J'.



Identify It! Can you circle the pictures below that begin with the 'J' sound?



Draw It! Can you think of a word that starts with 'J'? Write it and draw a picture of it!

Word: Answers will vary. Example: jump rope, jug.

©2013 TeacherMommy.com. All Rights Reserved.

Our answer keys are easy to use to assess your student's performance on each of the worksheets at a glance. Our goal is to save you time grading so that you can spend more time doing the things you enjoy.