



AMERICAN SIGN LANGUAGE UNIT






A beginner-
friendly unit to
teach and
practice
American Sign
Language





Name _____





Crack the ASL Code #2

Identify each ASL alphabet sign and crack the code!

Where do polar bears keep their
money?







©WifeTeacherMommy.com, All Rights Reserved





ASL HISTORY BOOKLET



Your students
will not only
learn ASL, but
they will also
research and
learn about the
history of
American Sign
Language and
the importance.

American Sign Language

This book belongs to:

© WifeTeacherMommy.com, All Rights Reserved

What is American Sign
Language?



WIFETEACHERMOMMY.COM



LESSON PLANS

You will love our easy to follow lesson plans that walk you through exactly how to introduce and teach each element of ASL.



LANGUAGE LESSON

American Sign Language Number Introduction Activity

You will need:

- ASL Number Posters

Instructions


- Bring students to the floor and sit at the board. Explain that there are different signs for each letter & number of the alphabet as well as specific gestures that mean different words.
- Tell the students that each day they will learn a new letter and practice the letters/signs they have already learned.

Daily Letter Introduction

- First, practice the letters they have learned by saying them aloud and having the students hold up the appropriate sign.
- Tell the class that today they will be learning the number ____.
- Hold up the number ____ poster and show the students with your hand what the sign looks like. Have the students practice with you.
- Then excuse the students to walk around and exchange the number ____ sign with other students in the class to practice.

ALPHABET POSTERS

We have
included ASL
Alphabet posters
to incorporate
into your
new letter sign
introduction
time each day.




0-10 NUMBER POSTERS

We have included ASL Number posters for numbers 0-10 for you to use when introducing each number sign.



OTHER SIGN POSTERS

Not only will your students learn the ASL alphabet and numbers 0-10, they will also learn some common signs that are useful in the classroom setting.



ENGAGING PRACTICE ACTIVITIES



















Your students are sure to love the fun, engaging practice activities such as the crack the ASL code worksheets!

Name _____

Crack the ASL Code #1

Identify each ASL alphabet sign and crack the code!

Why do bees have sticky hair?

										
<input type="text"/>	<input type="text"/>	<input type="text"/>	<input type="text"/>							
										
<input type="text"/>	<input type="text"/>	<input type="text"/>								
										
<input type="text"/>	<input type="text"/>	<input type="text"/>	<input type="text"/>	<input type="text"/>	<input type="text"/>	<input type="text"/>	<input type="text"/>	<input type="text"/>	<input type="text"/>	<input type="text"/>

I HAVE, WHO HAS GAME

Our ASL practice games are sure to get your students excited to sign to their fellow classmates!

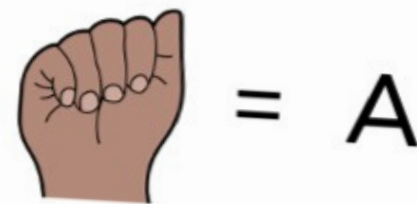


ANSWER KEYS

Easy-to-use
answer keys will
save you time
while assessing
each worksheet.

ANSWER KEY Alphabet Around the Room

Walk around the room and find each card with the corresponding number. Then, write which letter each ASL sign represents. Be sure to check that you are writing your answer in the correct box.



1. M	2. P	3. V	4. T	5. R
6. Z	7. C	8. X	9. H	10. L
11. O	12. I	13. J	14. W	15. K
16. Y	17. B	18. F	19. E	20. G
21. D	22. N	23. O	24. C	25.