

IT'S ABOUT TIME



A complete unit
to teach and
practice telling
time for students
of all ages!



Name _____

Time Flies When You Have Fun #1


Draw the beginning and ending time for each scenario.

Annie woke up at 6:50 a.m. She needs to get ready so she can leave for school in one hour and ten minutes.

Elapsed Time:  

Begin End

Jake has soccer practice for 3 hours. It takes 10 minutes to travel to and from the game. He arrived home at 2:00 p.m.

Elapsed Time:  

Begin End

Sarah begins her homework at 4:15 p.m. She works for a half hour and takes a 15 minute break. Then she works for 10 more minutes.

Elapsed Time:  

Begin End

©WifeTeacherMommy.com. All Rights Reserved



COMPLETE LESSON PLANS

You will be able to pull together a lesson plan & corresponding worksheets with minimal prep on your part!

Three overlapping educational worksheets are shown:

- Time Sort:** A worksheet with a "Name" field and a table for sorting activities into A.M. and P.M. columns. Activities listed include "Eat Breakfast", "Make Bed", and "Take a Bath".
- Telling Time Flip Book Top:** A worksheet titled "Telling Time Flip Book Top" with instructions: "Using your worksheet, write an example of what you may do at the times listed. Then, cut along the dotted lines. DO NOT CUT THE DOT lines. Attach it to the bottom page." It features several clock faces and time bubbles for 11:00am, 8:50am, 12:15pm, and 7:35pm. A "By:" field is also present.
- A.M. or P.M.?:** A worksheet titled "A.M. or P.M.?" with instructions: "Circle whether you do each thing in the A.M. or P.M." It lists activities such as "I put on pajamas and brush my teeth.", "I ride the bus home from school.", "My mom wakes me up for the day.", "I do my homework.", "I eat dinner with my family.", "My dad makes pancakes for breakfast.", "I choose my outfit for the day.", "I walk to school.", and "We read a bedtime story." Each activity has a blank space for "A.M. or P.M.".



MANY WORKSHEETS

We have created many time worksheets for you to use in conjunction with the lesson plans! Your students are sure to become time experts!

Name _____

Time Sort

Sort the activities and then sort them into each

A.M.	P.M.

at Breakfast Make Bed
Take a B

What Time?

Write the time

11:00am
8:50am
7:35pm
6:45am

Telling Time Flip Book Top

Using your worksheet, write an example of an activity you may do at the times listed. Then, cut along the dotted lines. DO NOT CUT THE DOT lines. Attach it to the bottom page

12:15pm
11:00am
8:50am
7:35pm
6:45am

Telling Time

By: _____

Name _____

A.M. or P.M.?

Circle whether you do each thing in the A.M. or P.M.

I put on pajamas and brush my teeth. A.M. or P.M.

I ride the bus home from school. A.M. or P.M.

My mom wakes me up for the day. A.M. or P.M.

I do my homework. A.M. or P.M.

I eat dinner with my family. A.M. or P.M.

My dad makes pancakes for breakfast. A.M. or P.M.

I choose my outfit for the day. A.M. or P.M.

I walk to school. A.M. or P.M.

We read a bedtime story. A.M. or P.M.

AROUND THE ROOM ACTIVITY

Your students will not even realize they are learning and practicing their time skills when completing this fun around the room activity!

14.

Time Arc
Walk around the room and find each card with the time that is represented on each clock. Then write the time that is represented on each clock in the space provided.


1. 9:40	2. 7:30
5. 4:50	6. 12:55
9. 3:55	10. 4:00
13. 12:00	14.
	15.

Name _____


Time Around the Room
Walk around the room and find each card with the time that is represented on each clock. Then write the time that is represented on each clock in the space provided.

1.	2.	3.
5.	6.	7.
9.	10.	11.
13.	14.	15.


1.




2.



3.



4.



ANSWER KEYS

We have created at a glance answer keys to make your life easy when assessing each worksheet!

Travel Time

ANSWER KEY

Time Arc

Walk around the room and find the time that is represented by the clock face. Then write the time that is represented by the clock face you are writing!

1.	2.
9:40	7:30
5.	6.
4:50	12:55
9.	10.
3:55	4:00
13.	14.
12:00	15.

Time Sort

ANSWER KEY







Cut apart the activities and then sort them into the correct time of day.

A.M.		P.M.	
Eat Breakfast	Make Bed	Eat Dinner	Go to School
Go to School	Brush Your Teeth	Take a Bath	Wake Up
Wake Up	Feed Pets (Could be A.M. or P.M.)	Homework	Chore
Feed Pets (Could be A.M. or P.M.)		Feed or Pet	Water Plants

Drawing Time #1

ANSWER KEY

Draw the time for each clock below.

		
3:00 P.M.	12:15 P.M.	8:30 A.M.
		
5:35 P.M.	4:25 A.M.	10:50 A.M.
